

Local Spelthorne Partnership

Assembly 2006

Report



**Local
Spelthorne
Partnership**

Together, improving Spelthorne.

Contents

Executive summary.....	3
Introduction.....	4
Overview of the LSP.....	4
Proceedings of the day.....	5
Local Spelthorne Partnership: summary of the past year.....	6
Update on Community Plan themes.....	7
Round table discussions 1 – what still needs to be addressed?.....	8
Surrey in 2020.....	10
Round table discussions 2 – what can be done to address the gaps?.....	11
Analysis of cross-cutting themes.....	11
Evaluation of the day.....	12
What happens next?.....	13
Conclusion.....	13
Appendix A – LSP Assembly 2006 agenda.....	14
Appendix B – Organisations attending.....	15
Appendix C – Report to the LSP Assembly 2006.....	16
Appendix D – Quality of life report – January 2006.....	24
Appendix E – Round table discussions 1 – what still needs to be addressed?.....	43
Appendix F – Round table discussions 2 – what can be done to address the gaps?.....	51
Appendix G – Evaluation form comments.....	63

Local Spelthorne Partnership Assembly 2006

Executive summary

The report gives an account of the Local Spelthorne Partnership (LSP) Assembly, which took place on 23 January 2006.

Presentations were made on the progress that has been made through the Partnership over the last year. There have been many successful projects relating to community safety, young people, transport, health, learning and creating a thriving environment. The year had also seen the publication of a new Community Plan for Spelthorne and the LSP continues to develop.

Delegates also heard about the work of the Surrey Strategic Partnership on the county Community Strategy. A medium term action plan is being developed, which includes the Surrey local area agreement (LAA).

During round table discussions, delegates examined what issues needed to be addressed under the themes of the Community Plan. After this, they worked on proposals for solutions to some of the priority issues. The partnership group associated with each theme of the Community Plan will consider these proposals. Also, it was noted that some issues relate to a number of different themes and the LSP needs to make sure that work on these is coordinated.

The day was well-received by delegates, although numbers were not as high as had been expected and a number of suggestions for improvements were made.

Overall, the Assembly produced a lot of information and ideas, and communication regarding the outcome of the day is essential.

Introduction

Every year the wider body of the Local Spelthorne Partnership (LSP) meets to discuss partnership issues. The 2006 Assembly heard feedback on the first year of the Spelthorne Community Plan 2005-2015. Delegates had the opportunity to input their ideas and to develop proposals for partnership projects, which will be taken forward where possible by the LSP's themed strategy groups.

This report summarises the proceedings of the day as well as the key outputs. Notes from the round table discussions are included as appendices. The PowerPoint slides from the day are available to download from the LSP's website www.spelweb.com.

The outcomes from the day will be communicated via a newsletter and at the next Assembly in 2007.

Overview of the LSP

The LSP is the local strategic partnership for the Borough. It acts as a "partnership of partnerships", bringing together all of the joint work that happens in the area. The LSP is made up of representatives from across the public, private, voluntary and community sectors.

The focus of the LSP's work is the Spelthorne Community Plan 2005-2015, which sets out how partners intend to improve the social, economic and environmental well-being of Spelthorne. The Plan has targets relating to the following six themes:

- Safer Spelthorne
- Young People's Spelthorne
- Getting Around Spelthorne
- Healthy Spelthorne
- Thriving Spelthorne
- Learning Spelthorne

The targets in the Plan are intended to fulfil the LSP's vision, which is "to make Spelthorne a safe, healthy, inclusive, prosperous and sustainable community"

The structure of the LSP has three main components:

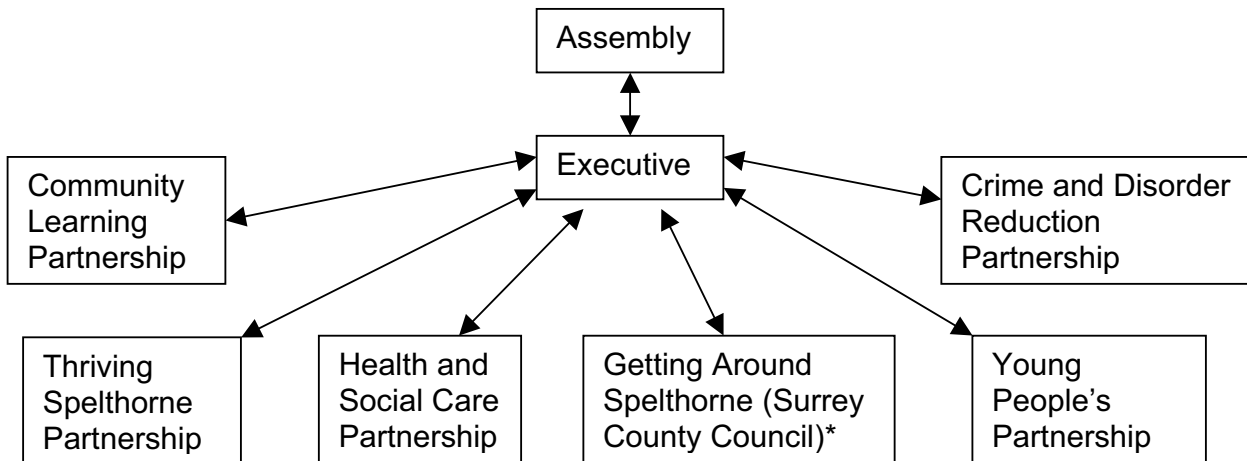
The Executive – this group consists of representatives from around 20 organisations, who monitor overall progress on the Community Plan.

Strategy Groups – these are themed partnerships, which are each responsible for developing and monitoring an action plan dealing with a particular theme of the Community Plan. These are:

- Spelthorne Crime and Disorder Reduction Partnership (CDRP)
- Young People's Partnership (YPP)
- Spelthorne Health and Social Care Partnership
- Thriving Spelthorne Partnership
- Spelthorne Community Learning Partnership

* There are a number of partnerships feeding into the Getting Around Spelthorne theme, which are administered by Surrey County Council.

The Assembly – this is a wider body that meets every year to discuss partnership issues, such as ideas for future projects, and monitors overall progress and success.



Proceedings of the day

The LSP Assembly 2006 took place on Monday 23 January at Spelthorne Leisure Centre, Staines.

Agenda

The full agenda for the day is given in Appendix A. The key sessions during the day were:

- Local Spelthorne Partnership: summary of the past year
- Update on Community Plan themes
- Round table discussions 1 – what still needs to be addressed?
- Surrey in 2020
- Round table discussions 2 – what can be done to address the gaps?

Through this agenda, the day fulfilled three purposes. The first was to provide information to delegates on the partnership work that is currently happening in Spelthorne. The second was to give the wider community of those living and working in the Borough the opportunity to input to the work of the LSP through identifying priorities for action and developing solutions to problems. The final purpose of the day was to provide the opportunity for networking and improved communication between people working in the local area.

Delegates

Over 80 people from public, private, voluntary and community organisations attended the event. Around 50 individual organisations were represented (see Appendix B for a full list).

Prior to the event, it was hoped that the number of individuals and organisations attending would be greater than this. A number of apologies were given due to illness and priorities arising at work.

Although these events cannot be controlled, it is suggested that the following steps are taken in future years to maximise the number of people who attend:

- Continue to advertise the date approximately six months in advance
- Provide prompt feedback on the outcomes of this year's Assembly
- Widen the invitation list by asking current Assembly members if there are any other individuals in their organisations who should be invited
- Consider whether to advertise the event in the local press

More women than men attended the event, and rates of those attending from an ethnic minority background or with a disability were lower than the general Spelthorne population. In addition, there were fewer young people and more older people than in the Spelthorne population. Whilst the views of all the delegates are important, the LSP must continue to look for ways to make future conferences more representative of the wider population.

Event staff

Paul Temple, an independent consultant, facilitated the Assembly. Discussion groups were facilitated by staff from a number of local organisations.

Local Spelthorne Partnership: summary of the past year

Brian Harris (Assistant Chief Executive, Spelthorne Borough Council) gave an update on the key developments that have happened within the Partnership over the last year.

Community Plan

The second Community Plan for Spelthorne was launched in July. The Plan sets out how a wide range of organisations will work together to improve the social, economic and environmental well-being of the Borough. There are now fewer themes than the original community Plan (a reduction from ten to six themes), which will help concentrate the work.

Monitoring progress

The LSP Executive and other partnerships have committed to monitoring progress on the Community Plan every six months. Whilst there is not much information yet on progress towards the SMART targets, a summary of progress has been put together which sets out the many projects and work that are going on to achieve each of the targets (see Appendix C).

A report has also been put together on "quality of life indicators". This is a new set of indicators designed by the Audit Commission to reflect a range of issues that effect well-being and sustainability, and the LSP needs to consider them to see where it should be focussing its work and, over time, it should be able to see where improvements have been made (see Appendix D).

The Assembly will be updated on the first year of the Community Plan in July and again at next year's Assembly.

Involving everyone

The purpose of the Assembly is to involve the wider community of people who live and work in Spelthorne in planning the LSP's activities. Last year, the ideas and comments made by delegates were passed on to the relevant strategy group to consider and action. We plan to do the same again this year so that we can develop a robust process for involving the community in a real way.

It is not always possible to follow up on some of the ideas because similar things may already be happening or because there are not enough resources. However, we hope that there will be new ideas from today's meeting that can be used to make Spelthorne a better place.

Other developments this year

The LSP has agreed an equalities statement to ensure that as a partnership we pay attention to issues of discrimination, equality of opportunity and developing good relations between people from different backgrounds.

We hope to start a regular newsletter to update the Partnership on progress. The LSP's website is now updated and contains information on its structure, purpose and documents (including the equalities statement and LSP Executive minutes). Visit www.spelweb.com

Several members of the LSP have come together to jointly produce and fund an A-Z directory of public services in Spelthorne, which will be distributed with the March Borough Bulletin.

The future

It is hoped that over the coming year, the strategy groups will continue to deliver on the targets in the Community Plan, whilst meeting new challenges as the role of LSPs develops.

Update on Community Plan themes

Presentations were made on each of the Community Plan themes, including what has been done following the 2005 Assembly, progress over the last year and plans for the future. Brief summaries are given below. Please see Appendix C for detailed information on progress made so far on addressing the priorities for each of the themes in the Community Plan.

Safer Spelthorne

The overall level of crime in Spelthorne has reduced. This year, there have been many successful projects such as graffiti removal, partnership action days, neighbourhood panels and the installation of youth shelters in several parks. Over the next year, the CDRP plans to focus on anti-social behaviour, the national priority crimes and reassurance.

Young People's Spelthorne

The 2005 Assembly recommended more opportunities for young people and increased consultation with them. This year, the YPP has been working on increasing consultation through the Youth Council, providing additional activities such as the youth café, as well as supporting voluntary groups who work with young people, improving play facilities and promoting the stop smoking message. The focus for the future will be on continuing to increase the depth of consultation and interagency working.

Getting Around Spelthorne

Since the 2005 Assembly, improvements have been made in partnership working with bus operators, developing the cycle network and the promotion of public transport to hospital. There are now 13 school travel plans in place in Spelthorne and a Community Speedwatch scheme has been introduced. Future plans include a review of traffic signals in Staines town centre and the promotion of walking, cycling and public transport.

Healthy Spelthorne

Following the 2005 Assembly, the Community Plan includes targets on sexual health, smoking, substance misuse and independence for older people. Achievements in the last year include the setting up of a group to look specifically at sexual health, participation in a campaign to increase benefit take up in the elderly and the agreement of an LSP smoke free charter. The Health and Social Care Partnership's plans for the future include promoting assistive technology and working on the local obesity plan.

Thriving Spelthorne

The Thriving Spelthorne Partnership has agreed to address issues from the 2005 Assembly including recycling, affordable housing and air pollution. Examples of recent progress include increasing flood awareness, increasing recycling rates and an increased number of business start-ups. In the future, the Partnership plans to continue its work, including developing an allotment strategy, developing Spelthorne Museum and improving the Borough's leisure services.

Learning Spelthorne

Following the 2005 Assembly, the Community Learning Partnership (CLP) has worked on reducing the number of young people Not in Education, Employment or Training (NEET), as well as maintaining the sustainability of the mobile construction bus. Key achievements in 2005 include 180 Spelthorne students achieving accreditation in construction skills through the mobile construction bus, 6 apprenticeship placements and a family learning fun day in Staines attended by over 300 people. The future work of the CLP will include a garden project at Stanwell Fields School, increasing vocational provision and planning for future developments at Spelthorne College.

Round table discussions 1 – what still needs to be addressed?

Delegates were asked to choose a theme of the Community Plan to discuss. The number of discussion groups per theme was as follows:

- Safer Spelthorne – three groups
- Young People's Spelthorne – two groups
- Getting Around Spelthorne – one group
- Healthy Spelthorne – three groups
- Thriving Spelthorne – one group
- Learning Spelthorne – one group

During the first discussion session, delegates gave their opinions on the current partnership work and what issues still need to be addressed. Groups were asked to choose their top three issues, which would make Spelthorne better in terms of the Community Plan theme.

The notes from the groups are attached in Appendix E, however the priority issues for each theme are shown below in Table 1.

Community Plan theme	Priority issues
Safer Spelthorne	Celebrate success/acknowledge failure/communication Street scene issues Young people – as victims, fear of crime, need their views Bringing generations together

	<p>Building on stronger community Diversity Greater safety in and around rail stations Neighbourhood Watch Targeting vulnerable people Impact on the targets of different organisations have Generating pride in neighbourhood Improve clean off of graffiti and repair damage to street furniture Easier access for residents to contact numbers for responsible agencies Working with housing associations on support people Voluntary sector – targeting Offender programmes More help needed to help perpetrators Building a safer community Diversity aspect of Community Safety Impact of Licensing hours Target of different organisations - impact on resources Licensing Laws Helping perpetrators not to repeat abuse</p>
Young People's Spelthorne	<p>Lack of communication regarding activities/things to do Activities Resources After school activities Affordable activities (low income families) Lack of information (ref. Activities) Family activities</p>
Getting Around Spelthorne	<p>Improve accessible buses and supporting information Continue highway improvements to bus stops to maximise benefits of accessible buses Strategic co-ordination of public transport, including concessionary fares Extension of existing programme, funded through LTP ++ as funding is made available Promote 'Golden Boot' challenge and SRS programme</p>
Healthy Spelthorne	<p>Families with young children Communicating and networking Health and Independence of Older People Alcohol misuse Promote positive mental health Services – accessibility/information/appropriateness All schools to get involved with healthy school programme Older people should have social stimulation outside their own home e.g. activities More work with mental health issues for all (currently missing) especially for vulnerable communities e.g. prisoners, sex workers</p>
Thriving Spelthorne	<p>Improve local business partnerships Improve recycling opportunities Re-establish a balance of activity/opportunity across the Spelthorne towns and villages Streetscene – flyposting – remove clutter</p>
Learning	<p>Access to Taster Courses for adults with aim of 'getting adults linked into</p>

Spelthorne	learning' To identify support and have an impact on identified 'pockets' of education/learning deprivation Performing Arts
------------	----------------------------------------------------------------------------------------------------------------------------------

Table 1: priority issues identified according to themes of the Community Plan

These priority issues and the other comments in Appendix E will be sent to the strategy group associated with each theme of the Community Plan so that they can consider what may be done to address them in partnership.

Idea boards

Delegates also had the opportunity to post other comments on the different themes on ideas boards. This allowed delegates to contribute their opinions on any theme, irrespective of their chosen discussion group. These ideas have been included in Appendix E and will be considered by the strategy groups.

Surrey in 2020

Dr Michael Edley (Head of Community Planning, Surrey County Council) updated the Assembly on the work of the Surrey Strategic Partnership (SSP).

Vision for Surrey

The vision for Surrey as agreed by the SSP is of a county:

- Of distinctive, confident, caring, creative, and safe communities, where individuals and organisations have taken responsibility for resolving the many challenges that the county faces.
- Where the beauty and richness of the natural and built heritage, the diversity of the landscape, the distinctiveness of the local communities and the strength of the economy are safeguarded.
- Where social, economic and environmental well-being have been addressed to improve the quality of life of the people living and working there.

Principles of Surrey Strategic Partnership

The SSP is the local strategic partnership for Surrey. It focuses on projects that require a county-wide approach and addresses gaps where there are no obvious partnerships to address aspects of the vision for Surrey.

Surrey in 2020

The seven priorities of Surrey's Community Strategy are:

- Building a skilled and flexible workforce
- Improving transport across the county
- Increasing and broadening range of housing
- Improving health and life chances of children
- Transforming social care
- Building safer and stronger communities
- Changing attitudes and behaviours

Developing a medium term action plan

A short term action plan for Surrey’s Community Strategy has already been put in place. This includes the local public service agreement (LPSA) for the county. Work is now being conducted on setting out a more challenging medium term plan of action, which will include the projects that are part of the Surrey local area agreement (LAA).

Local area agreement

The LAA is a “three year agreement that sets out the priorities for a local area agreed between central government, a local area and other key partners at local level”. Through the agreement, the Government will give the county certain flexibilities that enable it to meet its targets. The final draft of the LAA will be sent to the Ministers for agreement by 24 February.

Round table discussions 2 – what can be done to address the gaps?

During this session, delegates discussed possible solutions to the issues they raised during the first group discussion. They were encourage to be as practical as possible when developing ideas for projects and to suggest who would be involved, when and where it would take place as well as how it would be funded. Some groups developed two or three proposals whereas other chose to develop one proposal in more detail.

The detailed project proposals developed by the groups are given in Appendix F. A brief description of the ideas is given in Table 2 below.

Community Plan theme	Description of proposal
Safer Spelthorne	<ol style="list-style-type: none"> 1. Broadening the role of Neighbourhood Watch to strengthen communities 2. Greater civic awareness in Spelthorne Network Rail 3. Mobile coffee shop
Young People’s Spelthorne	<ol style="list-style-type: none"> 1. Promotion of young people’s activities 2. Family residentials and days out 3. Easy access for volunteers 4. Kick about for Nowt – increasing access to leisure facilities 5. Volunteer after your career 6. Bridging the generation gap
Getting Around Spelthorne	<ol style="list-style-type: none"> 1. Strategic co-ordination of public transport including concessionary fares
Healthy Spelthorne	<ol style="list-style-type: none"> 1. Ensuring that older people live life to full mental/physical/social well-being 2. Health and social care information fair(s) 3. Ensuring that the community within Spelthorne are able to get the right information at the right time that is accessible 4. Reduce alcohol abuse
Thriving Spelthorne	<ol style="list-style-type: none"> 1. Improve recycling opportunities 2. The Staines balance – increasing focus on other areas of the Borough
Learning Spelthorne	<ol style="list-style-type: none"> 1. Writing and implementation of a policy for the promotion of the arts 2. Preparation and implementation of an arts policy

Table 2: Descriptions of project proposals

These proposals will be passed on to the relevant strategy group to consider whether they are able to take them forward.

Analysis of cross-cutting issues

The vast majority of delegates' comments and proposals clearly related to one of the Community Plan themes. However, there are sometimes initiatives or projects that affect targets on more than one theme. One example is the link between reducing traffic through walking or cycling and reducing obesity. Young people being the victims and/or cause of crime is an issue that is relevant to both the Safer Spelthorne and Young People's Spelthorne themes of the Community Plan.

It is important that the strategy groups and the LSP Executive are aware of these cross-cutting issues, in particular so that work in the various parts of the Partnership may be coordinated rather than duplicated.

Evaluation of the day

All of the delegates who returned their evaluation forms (approximately 50%) were satisfied with the day. 65% of respondents said they were very satisfied while 25% were fairly satisfied.

All of the comments on the day are attached in Appendix G and a summary of the key issues is given below.

What worked well

In general, delegates felt that the day worked well because of:

- Networking opportunities
- Clear speakers
- Good facilitation
- Variety of participants
- Good organisation/structure
- Time for everyone to contribute

What did not work well

There were some areas in which delegates felt that the Assembly could improve. In general these were:

- Variable heating
- Needed more time for discussion
- More delegates needed
- More young people needed
- Pro-formas were too long
- Mixed feedback from groups during plenary

Other comments

Other comments and suggestions included:

- Needed to bring feedback together at the end
- More communication required including to the general public
- Lunch was good but needed to move table away from wall to allow more people at the same time

- Idea boards were useful
- Hope that things actually happen

The LSP needs to build on the positive aspects of the day for future events and examine ways to address the things that did not work so well.

What happens next?

All of the comments and suggestions for the various themes of the Community Plan will be sent to the relevant strategy group to consider. Where possible, they will build them into their action plans. Spelthorne Borough Council will also consider the issues regarding the structure and format of the day when working with the LSP Executive to plan next year's event.

The lead organisations in the LSP are committed to keeping the wider body of partners informed about the work that the Partnership is undertaking. A newsletter will be distributed to members of the Assembly in summer 2006, which will provide an update on the Community Plan. In addition, the 2007 Assembly will include feedback on what has been done following this Assembly's recommendations.

Conclusion

The 2006 Assembly has produced a mass of ideas and suggestions and it will take time for the partnership groups to consider them fully. In some cases they may be able to use the ideas, whereas in other cases there may be problems that prevent them from doing so. However, it is essential that the outcomes of the day are communicated to those who participated as well as the wider community.

Feedback on the Assembly was largely positive and the LSP should commit to building on its success. This will help it to develop a robust process of partnership work, which will harness all the skills and knowledge of those involved in the Partnership in order to achieve the vision for Spelthorne in the Community Plan.

Appendix A – LSP Assembly 2006 agenda

09.30 Registration, coffee and exhibitions

10.00 Welcome

Anne Damerell, Chair, Local Spelthorne Partnership

10.05 Programme for the day

Paul Temple, Director, Paul Temple Associates

10.10 Local Spelthorne Partnership: Summary of the past year

Brian Harris, Assistant Chief Executive, Spelthorne Borough Council

10.20 Update on Community Plan themes

- **Safer Spelthorne**
Tim Kita, Head of Communications and Community Safety, Spelthorne Borough Council
- **Young People's Spelthorne**
Andy Burns, Youth Services Manager, east2west
- **Getting Around Spelthorne**
Annette Williamson, Local Transportation Manager, Surrey County Council
- **Healthy Spelthorne**
Janet Haynes, Health Promotion Manager, North Surrey Primary Care Trust
Helen Hutchings, Operations Manager, Adults and Community Care, Surrey County Council
- **Thriving Spelthorne**
Nigel Lynn, Strategic Director (Community), Spelthorne Borough Council
- **Learning Spelthorne**
Kate Shore, Community Learning Advisor, Surrey Lifelong Learning Partnership

11.00 Coffee

11.15 Round table discussions

- Delegates to discuss what has been done and what still needs to be addressed in relation to their chosen Community Plan theme

12.00 Plenary

Paul Temple

12.15 Buffet lunch and exhibitions

13.15 Surrey Local Area Agreement

Dr Michael Edley, Head of Community Planning, Surrey County Council

13.30 Round table discussions

- Delegates to develop ideas for what can be done to address the issues identified this morning in order to achieve the vision of the Community Plan

14.30 Plenary and reflection

Paul Temple

14.55 Closing remarks

Anne Damerell

15.00 Close

Appendix B – Organisations attending

A2 Housing Group
Age Concern Spelthorne
Age Concern Surrey
Ashford & St. Peters Hospitals NHS Trust
Ashford Baptist Church
Ashford on Map Committee
Bishop-Wand School
Business Link for Surrey
Carers Support
Charlton Village Residents Association
Devon County Council/Improvement and Development Agency
east2west
Government Office for the South East
Green Street Action Group
HMP Bronzefield
Home-Start Spelthorne
Kempton Residents Association/Thames Overways Projects Group
Laleham Residents Association
Legal Services Commission
LSC Surrey
Manygate Lane Estate Residents Association
Metropolitan Housing Trust
NACRO
North Surrey Patient and Public Involvement Forum
North Surrey PCT
One-to-One (NW Surrey)
Paul Temple Associates
Pinewood Shepperton plc
Royal British Legion
Shepperton Residents Association
Spelthorne & Runnymede Community Learning Partnerships
Spelthorne Borough Council
Spelthorne Civic Pride Volunteers
Spelthorne College
Spelthorne Community Arts Association/Spelthorne Museum
Spelthorne Crossroads
Spelthorne Junior School
Spelthorne Mental Health Forum
Spelthorne Townswomen's Guild
St Paul's Catholic College
Staines and District Synagogue
Staines Congregational Church (Churches Together in Staines)
Staines Town Society
Surrey Chambers of Commerce
Surrey County Council
Surrey Education Business Partnership
Surrey Police
TASHA Foundation
Thames Side (Laleham) Residents Association
Thames Valley Housing Association
The Crofts Residents Association
The Matthew Arnold School
The Staines Partnership
Victim Support Spelthorne
Voluntary Action in Spelthorne (VAIS)
White Lodge Centre

Appendix C – Report to the LSP Assembly 2006

This is the first report to the Assembly on the Community Plan since it was published in July 2005. It outlines performance information and key achievements made in the last year against each of the Plan's themes. These themes are:

- Safer Spelthorne
- Young People's Spelthorne
- Getting Around Spelthorne
- Healthy Spelthorne
- Thriving Spelthorne
- Learning Spelthorne

It is hoped that further performance against targets will be communicated to the Assembly in later in the year. However, for a copy of the performance monitoring completed by the LSP Executive in November 2005, please contact Joy Willshire on 01784 446421 or at j.willshire@spelthorne.gov.uk

Safer Spelthorne – update from the Spelthorne Crime and Disorder Reduction Partnership

Key achievements in 2005/06

Vision of the Partnership:	“To build a Safer Community”
Priorities:	Anti-social Behaviour National Priority Crime Reassurance
Home Office Target:	Reduce crime by 15.5% by 2008

Crime Trends

(Statistics are per 000 population/household for year to date to December 2005 (previous year's figures to December 2004 or as otherwise stated)

- Total Crime: -5.1% (+6.4% last year)
- Surrey: -2.6% (no significant change last year)
- Surrey has the lowest crime in England/Spelthorne has the highest crime in Surrey
- Spelthorne is below average in its family of most similar CDRPs (last year: above average).
- Key Crime statistics:
 - Arrests for Class A Drugs: 18 (to Oct 05).
 - Domestic Burglary: -14.4% (+9.4% last year).
 - Criminal Damage: -5.0% (+11.9% last year).
 - Total Vehicle-related Crime: -2.4% (+6.6% last year).
 - Violent Crime: -2.9% (+30.6% last year).
 - ASB incidents: 3,585 (no significant change last year).

Performance in Key Priorities

Year One Action Plan: 39 actions – nearly all are on target

1. Anti-social Behaviour

- 4 ASBOs & 19 ABCs.
- 130 Graffiti sites cleared.
- Costs recovered from graffiti at Sunbury Cross: £1095 (£1950 to be claimed).
- Youth Café and Youth Club (“Gasolina”) in Staines town centre.
- Section 30 Dispersal Orders served – two in Ashford this year
- Mediation scheme: 17 referrals (14 closed).
- ASB Officer casework: 56 (of which 3 remain open).
- Surrey Together team comprising of PCSOs, Trading Standards, Youth Service and a Police Sergeant already operational in Ashford.
- Four youth shelters installed this year.

2. National Priority Crime

- Vehicle Campaign in Stanwell to encourage local people to report crime via Crimestoppers.
- Violent Crime – more police on town centre streets, particularly at weekends.
- Partnership Action Days (over 400 vehicles contacted from Staines and Ashford events about valuables on display in their vehicles).
- Engage Drug Treatment project: 25 referrals (to Sept 05). Engage relocating to new site and expanding to include aftercare services.

3. Reassurance

- 96 Neighbourhood Watch (90 as at March 2005).
- Extra police resources (1 NSO & 1PCSO in Shepperton plus additional Divisional resources).
- 8 Neighbourhood Panels (1 extra this year - 52 local issues raised & resolved).
 - 3 Partnership Action Days and Stanwell planned for February 2006.
 - Arrests from CCTV: 96 in Staines.

New and Future plans for 2006/07

Plans for Key Priorities

1. Anti-social Behaviour

- Fire Service Youth Engagement project for young people at risk of crime to be considered.
- Recovery of Sunbury Cross graffiti costs.
- Section 30 Dispersal Order to be used in hotspots.

2. National Priority Crime

- Close monitoring of licensed premises.
- Sanctuary Project protecting victims of domestic abuse in their own homes to be considered.

3. Reassurance

- More PAD days focusing on key crime and reassurance issues.
- More CCTV for Sunbury Cross and arts projects.
- CCTV to be installed in Stainash Parade and Knowle Green.

Plans for the Partnership

- Funding in 2006/07 passported through County Council. Thereafter monitored under the Local Area Agreement.
- Projected spend in 2005/06: £351,000 (likely budget for 2006/07: £222,000).

New "Safer and Stronger Communities" Partnership Board to be set up amalgamating Crime and Disorder, and Children and Young People themes.

Young People's Spelthorne – update from the Young People's Partnership

Key priority	Achievements in 2005
Increase consultation on new provision for young people	<ul style="list-style-type: none"> • In 2005 Spelthorne Borough Council ran two 'Your Shout' events where young people could have their say on the issues that matter to them • The Spelthorne Youth Council is often consulted with on matters effecting young people.
Improve agencies' communication with and information for young people	<ul style="list-style-type: none"> • After a targeted survey through the local schools, the Borough obtained a satisfactory rating from young people, with regards to information of events, activities and opportunities in Spelthorne. • New to 2005 was the introduction of two 'Your Shout' events for the voluntary youth organisations in the Borough. An excellent opportunity for networking, resourcing and crossover working. • A number of events took place during Local Democracy Week 2005 including "take your councillor to school for the day" and political speed dating between members of the Youth Council and local councillors.
Increase quality of play facilities for young people	<ul style="list-style-type: none"> • Increase of 16.8% of young people engaging with the existing and new additional play areas. There have been: <ul style="list-style-type: none"> ○ Major refurbishments at Laleham Riverside ○ A new additional play area at Kenyngton Manor ○ Almost total reconstruction of Clockhouse Lane Rec, Ashford ○ New and improved equipment at Woodthorpe Road Rec. ○ New equipment is being installed at Laleham Shepperton Road.
Improve safety for all young people	<ul style="list-style-type: none"> • There has been a 10% increase of the number of young people attending holiday activities during 2005. • Over 6,000 young people engaged with activities during the holiday periods, ranging from day trips and events to educational programmes. • A youth café now operates in Staines on Friday nights. • The Sunbury Cross public art project won cultural pathfinder status in spring 2005. Work is continuing on the project and to monitor its impact.
Improve transport opportunities for young people	<ul style="list-style-type: none"> • In 2005, Spelthorne Borough Council received a satisfaction rating from young people about transport. • SCC Area Transportation Director met with the Youth Council and explained how public transport operates and answered their queries. <ul style="list-style-type: none"> ○ All student fares are available for 16/17 year olds on buses and trains. ○ TFL operated buses can be used by under 16's for free
Develop information regarding health services for young people	<ul style="list-style-type: none"> • Spelthorne Borough Council is working with the Smoke Free Surrey Alliance in liaison with the Spelthorne Youth Council to produce a quit smoking information pack for young people.

Getting Around Spelthorne – update from Surrey County Council

Key priority	Achievements in 2005
Develop School Travel Plans	<ul style="list-style-type: none"> 13 school travel plans are in place.
Continue Safe Routes to Schools programme	<ul style="list-style-type: none"> Public consultation carried out in Stanwell and some small projects to be implemented by end March 06. Feedback received from Sunbury Schools to be analysed. Scheme in Manor Farm Avenue approved for implementation.
Increase bus passenger satisfaction	<ul style="list-style-type: none"> Continued partnership working with bus operators and BAA. Commitment from Spelthorne Borough Council to join the Quality Bus Partnership.
Increase number of bus passenger journeys	<ul style="list-style-type: none"> Improved accessibility to bus stops on Convent Road, Ashford along route 55/6/7 implemented and improvements to bus stops along route 441 underway.
Increase number of cycling trips	<ul style="list-style-type: none"> In Shepperton, Ferry Lane cycle route implemented during 2005. Public consultation commenced on route along Chertsey Road and Chertsey Bridge Road.
Reduce number of deaths and serious injuries by 40% based on 1994-1998 average by 2010.	<ul style="list-style-type: none"> Programmes of education, engineering and enforcement continued with our partners to seek to reduce the number of those killed and seriously injured in Spelthorne.
Reduce number of children killed and seriously injured by 50% based on 1994-1998 average by 2010.	<ul style="list-style-type: none"> The number of children killed or seriously injured in Surrey during 2004 reduced to 46.
Reduce traffic	<ul style="list-style-type: none"> Continued to promote walking, cycling and public transport alternatives to the private car.
Increase patronage of Hospital Hopper bus between Ashford and St Peter's Hospitals	<ul style="list-style-type: none"> This service compliments public transport services. Continued to promote public transport links to the two hospitals and new bus link introduced between Woking and St Peters Hospital.
Increase no-car visitors to Ashford Hospital	<ul style="list-style-type: none"> Continued to promote public transport to Ashford, supplying information, as requested.

Healthy Spelthorne – update from the Spelthorne Health and Social Care Partnership

Key priority	Achievements in 2005
Improve sexual health	<ul style="list-style-type: none"> • Setting up of sexual health group to address all issues related to this topic. • Development of free Emergency Hormonal Contraceptive to young people under 21yrs through community pharmacists.
Tackle substance abuse	<ul style="list-style-type: none"> • Arrest referral scheme operational in Staines custody suite • Engage project expanded.
Reduce smoking	<ul style="list-style-type: none"> • Spelthorne is represented on the smokefree surrey alliance . • LSP members signed up to the smokefree Spelthorne charter. • Spelthorne Borough Council went smokefree on 1st August . • Targets for quitters met by West Surrey Stop Smoking Service. • Quit smoking pack for young people being developed by the Smoke Free Surrey Alliance Children and Young People's Subgroup and SBC. Due to be launched in Spelthorne by February 2006.
Support carers	<ul style="list-style-type: none"> • Supporting Carers' Groups. • Proactively encouraging Carers' Assessments.
Reduce obesity	<ul style="list-style-type: none"> • West Surrey obesity strategy published. • SBC running successful walking for health scheme. One walk each week. Very well attended. • 3 weight management schemes run at Spelthorne Leisure Centre. • New 30 minute lunch time classes at Spelthorne Leisure Centre have been planned. Starting January 2006.
Maintain health and independence older people	<ul style="list-style-type: none"> • Exercise referral scheme continuing to be well attended. • The walking for health scheme is particularly popular among the over 50's. • A wide range of physical/social activities take place at the Day Centres and Community Centres. • SBC (along with four other borough councils) is participating in the local public service agreement with Surrey County Council to promote Telecare, community meals and the handyman scheme to enable people to remain in their own homes for longer and to increase the speed of discharge from hospital. • Agreement priorities re aids and adaptations between SBC and SCC. • Participation by SBC, North Surrey PCT with SCC in the "Everyone Benefits" campaign to increase the benefit take up of people over 75 years.
Support the housing needs of vulnerable people	<ul style="list-style-type: none"> • Joint working between SBC Housing and SCC to explore improved ways of meeting the housing needs of people with specific needs.

Thriving Spelthorne – update from the Thriving Spelthorne Partnership

Key priority	Achievements in 2005
Meet housing requirements for the area	<ul style="list-style-type: none"> • 2004/05: Total new units - 272 net 40% affordable. • Housed 19 Spelthorne Key Workers (mainly teachers).
Support and enable organisations to provide quality leisure opportunities to all	<ul style="list-style-type: none"> • Target for draft leisure strategy – Feb 2006.
Reduce waste	<ul style="list-style-type: none"> • Waste being recycled has increased by 7% from 13% to 20%.
Ensure air quality	<ul style="list-style-type: none"> • Monitoring carried out within the Borough shows there is a reduction in nitrogen dioxide levels across the Borough. • The air quality action plan has been approved by DEFRA.
Manage disruption and damage from flooding	<ul style="list-style-type: none"> • Further training given to emergency officers. • Flood awareness raising takes place once a year. • Full initial inspection of all Spelthorne's ditches.
Promote community cohesion	<ul style="list-style-type: none"> • Staines Street Festival. • Multi cultural dance project. • Produced a play strategy. • Community Arts project.
Improve the physical attractiveness of the area	<ul style="list-style-type: none"> • 9 new or refurbished play areas. • Pedestrian flow survey showed overall a 9% increase. • Changes have been made to the method of cleansing. • Increased frequencies of cleansing has enabled a more responsive approach.
Promote the local economy	<ul style="list-style-type: none"> • Actively encouraging businesses to start. • Surrey Business Enterprise Agency's Staines office are plus 9% over 2004 with all other offices showing a reduction.

Learning Spelthorne – update from the Spelthorne Community Learning Partnership

Key priority	Achievements in 2005
Expand vocational options for 14-19 year olds at Spelthorne schools/colleges	<ul style="list-style-type: none"> • The <u>Spelthorne Mobile Construction Training Facility</u> continues to offer accredited construction skills training to young people and adults. 180 young people have used the construction bus and 132 of these have gained one or more certificate. • A <u>Customer Service Training Programme</u> has been launched by Spelthorne Community Learning Partnership and Surrey Education Business Partnership. Three train-the-trainer sessions are taking place across Spelthorne so as to offer customer service training to as many people in the borough and county-wide.
Increase the number of adults with level two basic skills	<ul style="list-style-type: none"> • A basic skills tutor has been placed at <u>Bronzefield Prison</u>, Ashford so as to cater for the high demand of women with poor Literacy and Numeracy at the prison. • <u>Basic skills provision</u> continues at The Flexible Learning Centre, Kingston Road where 180 learners are engaged in skills for life courses.
Deliver outreach learning to groups and locations in the community outside of educational establishments	<ul style="list-style-type: none"> • <u>IT provision</u> continues at Matthew Arnold School for the Good Companions group. • Parents at <u>Stanwell Fields Primary School</u> are learning IT skills, and craft skills. A gardening project is also planned for parents at the school. • <u>Family Learning Fun Day 2005</u> – An action-packed day of learning activities for all ages and abilities took place at Staines Community Centre in October. Over 300 people participated.
Reduce NEET (not in education, employment or training)	<ul style="list-style-type: none"> • The <u>Spelthorne Bridge Project</u> aims to reduce permanent exclusions in Spelthorne Secondary Schools. The inclusion project is targeted at 'high-risk' young people in years 10 and 11 who are going through a Managed Move process to another school, before a permanent exclusion takes place. The project will enable a 4-week period of provision outside of the school environment for 6 students (one per secondary school) per project. • <u>STEPS project</u> – Surrey Care Trust continue their projects at Spelthorne schools, helping to engage and retain young people in education.
Increase the percentage of 15-year olds achieving five or more GCSEs at grades A*-C or equivalent	<ul style="list-style-type: none"> • <u>Stanwell Futurebuilders bid</u> - The Surrey Care Trust have been longlisted for funding (mainly loan) for the development of a Skill Centre with two workshops adjacent to Stanwell Youth Centre. During the week this would offer training to young people aged 14-19 in partnership with local schools and colleges, and at weekends would provide skills training for offenders in partnership with Probation. • <u>Education Business Partnership activities</u> – A diverse range of activities take place across the borough in schools, helping to raise achievement. E.g. Business Games with Year 9 students.
Provide greater access to information, advice and guidance on local learning opportunities	<ul style="list-style-type: none"> • There are now four 'Nextstep' advisers working in Spelthorne, aiming to increase the number of advice sessions in the borough and informing local people on learning opportunities.

Appendix D – Quality of Life Report – January 2006

Introduction

In August 2005, the Audit Commission published a set of around 45 indicators designed to “paint a picture” of local quality of life. These indicators reflect a range of issues that effect well-being and sustainability, and are grouped according to the following themes:

- People and place
- Community cohesion and involvement
- Community safety
- Culture and leisure
- Economic well-being
- Education and life-long learning
- Environment
- Health and social well-being
- Housing
- Transport and access

One use for the quality of life indicators is to inform community strategies, and as such they are relevant to the LSP and the Spelthorne Community Plan. This report has therefore been produced for the 2006 LSP Assembly with the intention that it should inform group discussions on the day and be considered by the relevant strategy groups aligned to the themes of the Community Plan.

The report

The data contained in this report have been retrieved from the Audit Commission’s “Area Profiles” website (www.areaprofiles.audit-commission.gov.uk). The Area Profiles project is intended to bring together a picture of the quality of life and public services in an area. The website, though still under development, provides a facility to look up information on an area and to compare it to others.

This report presents the quality of life indicators from the Area Profiles website for Spelthorne and surrounding boroughs. The commentary and graphs are intended to give a flavour of Spelthorne’s position in each of the themes, and to prompt discussion during the Assembly. However, attention should be given to the age of some of the data and there may now be local projects and initiatives that are helping to improve Spelthorne’s current performance.

It is intended that this information will be reported annually so that any changes in Spelthorne’s position can be tracked over time and appropriate measures taken by the LSP.

People and place

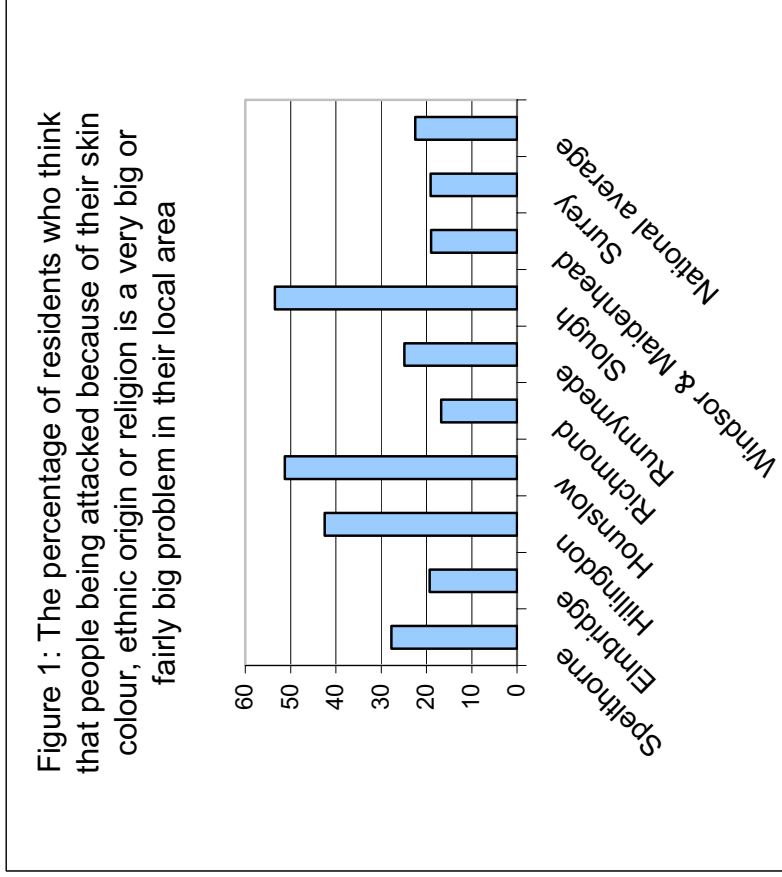
Quality of life indicator	Spelthorne	Elmbridge	Hillingdon	Hounslow	Richmond	Runnymede	Slough	Windsor & Maidenhead	Surrey	National average
First priority for improvement in the local area as defined by the local residents (2003-04)	Level of crime	Transport congestion	Level of crime	Level of crime	Transport congestion	Transport congestion	Level of crime	Level of crime	Transport congestion	No data available
Second priority for improvement in the local area as defined by the local residents (2003-04)	Road and pavements	Road and pavements	Road and pavements	Road and pavements	Clean streets	Public transport	Clean streets	Road and pavements	Road and pavements	No data available
Third priority for improvement in the local area as defined by the local residents (2003-04)	Transport congestion	Public transport	Clean streets	Clean streets	Road and pavements	Level of crime	Road and pavements	Transport congestion	Public transport	No data available

Community safety and transportation issues are most important for people living in Spelthorne. This is reflected in the Community Plan, two key themes of which are Safer Spelthorne and Getting Around Spelthorne.

Community cohesion

Quality of life indicator	Spelthorne	Elmbridge	Hillingdon	Hounslow	Richmond	Runnymede	Slough	Windsor & Maidenhead	Surrey	National average
The percentage of residents who think that people being attacked because of their skin colour, ethnic origin or religion is a very big or fairly big problem in their local area (2003-04)	27.8	19.3	42.5	51.3	16.8	24.9	53.5	19	19.1	22.47
Percentage of residents who think that for their local area, over the past three years, that community activities have got better or stayed the same. (2003-04)	87.48	90.51	76.8	79.88	84.54	91.28	78.48	88.27	85.41	84.85
Election turnout - at the last European elections (2004)	32.81	38.69	36.32	32.96	47.86	34.46	36.6	35.97	No data available	39.35

Residents' views on community activities are better in Spelthorne than nationally, although election turnout is worse than the national average. More Spelthorne residents think that racial or religious attacks are a problem in their area than residents in Surrey but less than those in Hounslow, Hillingdon and Slough (see Figure 1).



Community safety

Quality of life indicator	Spelthorne	Elmbridge	Hillingdon	Hounslow	Richmond	Runnymede	Slough	Windsor & Maidenhead	Surrey	National average
Percentage of residents surveyed who say that they feel fairly safe or very safe outside during the day (2004-05)	97.7 (Surrey Police Authority)	97.7 (Surrey Police Authority)	95 (Metropolitan Police Authority)	95 (Metropolitan Police Authority)	95 (Metropolitan Police Authority)	97.7 (Surrey Police Authority)	96.6 (Thames Valley)	96.6 (Thames Valley)	97.7	97.58
Percentage of residents surveyed who say that they feel fairly safe or very safe outside after dark (2004-05)	73.4 (Surrey Police Authority)	73.4 (Surrey Police Authority)	62.3 (Metropolitan Police Authority)	62.3 (Metropolitan Police Authority)	62.3 (Metropolitan Police Authority)	73.4 (Surrey Police Authority)	71.2 (Thames Valley)	71.2 (Thames Valley)	73.4	72.31

Domestic burglaries per 1,000 households (2004-05)	10.71	8.72	20.16	21.22	13.83	10.09	28	17.39	8.51	11.72
Violent offences committed per 1,000 population (2004-05)	15.99	8.41	23.91	31.81	14.34	8.44	28.39	15.73	10.02	17.94
Theft of a vehicle per 1,000 population (2004-05)	4.12	2.03	6.29	7.2	2.5	2.57	7.27	2.88	2.27	3.75
Sexual offences per 1,000 population (2004-05)	0.99	0.55	1.08	1.37	0.97	0.89	1.38	0.85	0.77	1.07
The percentage of residents who think that vandalism, graffiti and other deliberate damage to property or vehicles is a very big or fairly big problem in their local area (2003-04)	73.6	66.7	75.4	74.9	61.4	62.5	78.5	64.4	60.7	59.64
The percentage of residents who think that people using or dealing drugs is a very big or fairly big problem in their local area (2003-04)	60.6	50	64.8	69.2	33	51.6	79.8	45.3	51.3	60.31
The percentage of residents who think that people being rowdy or drunk in public places is a very big or fairly big problem in their local area (2003-04)	50.5	38.4	55.2	54.2	42.3	39.2	68.6	42.3	46	48.5
Number of pedestrian road accident casualties per 100,000 population (2003-04)	49.3 (Surrey-wide)	49.3 (Surrey-wide)	58.8	87.7	67.9	49.3 (Surrey-wide)	62.2	38.2	49.3	78.43
Number of cyclist road accident casualties per 100,000 population (2003-04)	38.7 (Surrey-wide)	38.7 (Surrey-wide)	33.3	54.4	51	38.7 (Surrey-wide)	41.1	34.7	38.7	37.73

Spelthorne crime rates are higher than those for Surrey but generally lower than the national average (for example, Figure 2 shows a comparison for violent offences). Residents' perceptions of vandalism, drug crime and rowdiness are worse in Spelthorne than in Surrey and nationally (for example, see Figure 3), although they are better than in Hounslow, Hillingdon and Slough. The number of pedestrian road accident casualties is much lower in Surrey than the rest of the country, whilst residents' perceptions of safety are similar to the national average.

Figure 2: Violent offences committed per 1,000 population

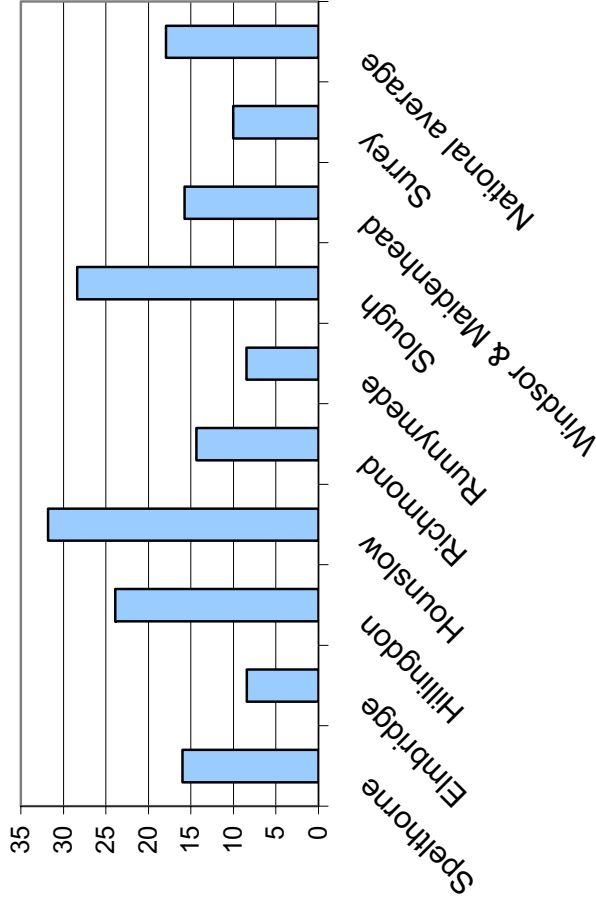
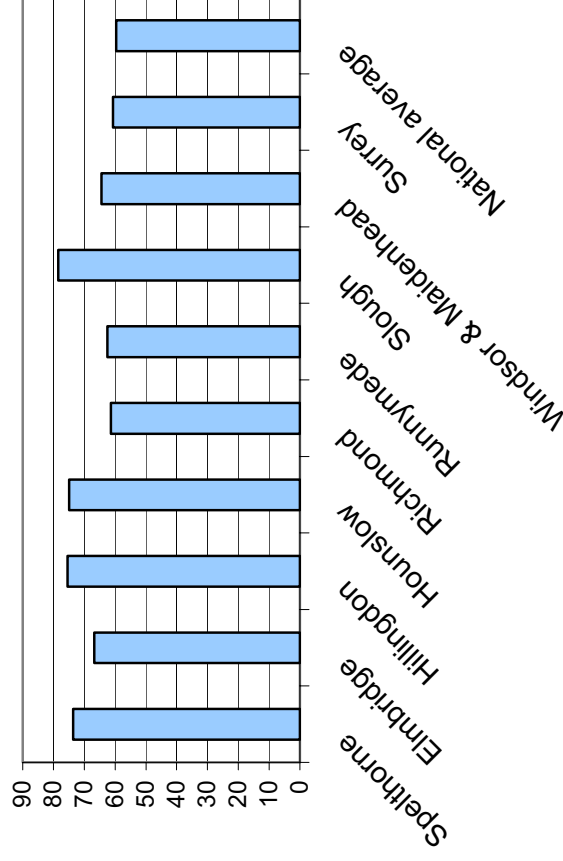


Figure 3: The percentage of residents who think that vandalism, graffiti and other deliberate damage to property or vehicles is a very big or fairly big problem in their local area



Culture and leisure

Quality of life indicator	Spelthorne	Elmbridge	Hillingdon	Hounslow	Richmond	Runnymede	Slough	Windsor & Maidenhead	Surrey	National average
% of the population within 20 minutes of a range of 3 different sports facility types (2005)	35.4	1.1	0.9	0.8	0	6.1	34	32.3	No data available	20.86
% of residents who think that for their local area, over the past three years, that activities for teenagers has got better or stayed the same. (2003-04)	50.62	58.09	49.45	57.12	59.02	63.85	53.18	66.66	57.6	60.4
% of residents who think that over the past three years, that cultural facilities (e.g. cinemas, museums) have got better or stayed the same. (2003-04)	92.41	92.57	91.18	86.27	93.81	97.05	87.39	94.74	86.19	84.41

% of residents who think that, over the past three years, that facilities for young children have got better or stayed the same. (2003-04)	73.83	84.48	69.06	73.05	79.49	79.21 (Surrey-wide)	63.96	82.88	79.21	77.21
% of residents who think that for their local area, over the past three years, that sport and leisure facilities have got better or stayed the same. (2003-04)	89.28	89.23	85.92	84.86	87.53	93.08	86.16	95.9	90.87	88.43
% of residents who think that, over the past three years, that parks and open spaces have got better or stayed the same. (2003-04)	88.37	90.85	75.35	70.86	89.62	94.14	73.3	92.74	88.57	86.8

When surveyed in 2003-04, residents of Spelthorne showed high levels of perceived improvement in leisure services, with the exception of those for teenagers. In comparison to the other areas shown, Spelthorne residents have much better access to sports facilities.

Economic well-being

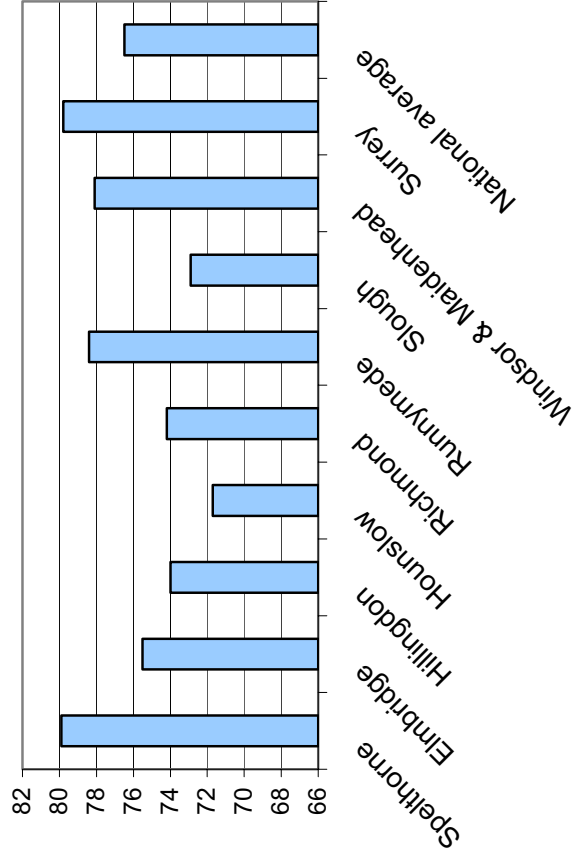
Quality of life indicator	Spelthorne	Elmbridge	Hillingdon	Hounslow	Richmond	Runnymede	Slough	Windsor & Maidenhead	Surrey	National average
% of the working age population who are in employment (03 2003-02 2004)	79.9	75.5	74	71.7	74.2	78.4	72.9	78.1	79.8	76.48
Number of Job Seeker's Allowance claimants as a percentage of the working age population (Mar 2005)	1.5	0.9	2.4	2.3	1.4	0.9	2.7	1.2	0.9	1.93
% of Job Seeker's allowance claimants who have been out of work for more than a year (Mar 2005)	11.4	9	13.8	9.5	17.9	13.7	24.6	25.8	11.5	11.15
Total number of VAT registered businesses in the area at the end of the year (2003)	3200	6070	7505	7000	8945	3205	3245	7005	46275	6048.8
% change in the number of VAT registered businesses (2003)	1.7	1.6	0.1	1.4	0.9	0.9	1.9	0.6	1.1	1.16

Job density: Number of jobs filled to working age population (2002)	0.9	0.86	1.16	0.94	0.68	0.97	1.07	1.08	0.91	0.96
% of the population living in the most deprived super output areas in the country (2004)	0	0	5	14	0	0	9	0	No data available	14.26
% of the population of working age that is claiming key benefits (Nov 2004)	8.0	5.3	11.6	12.5	6.5	5.9	11.7	6.8	6.1	11.2
% of the population over 60 who live in households that are income deprived (2004)	8.6	8.2	12.6	18.8	9.9	9	17.8	8.7	No data available	13.88
% of children that live in families that are income deprived (2004)	12.9	7.9	21.2	27	11	9.1	22	9.3	No data available	18.27

Spelthorne has the highest employment rate out of any of the comparison areas (see Figure 4) despite having relatively few VAT registered businesses. There is generally little deprivation in Spelthorne with none of its population living in the most deprived super output areas¹ and a below average percentage of residents claiming key benefits, including job seeker's allowance. However, income deprivation for families is higher in Spelthorne than in other parts of Surrey and Windsor and Maidenhead, although it is similar in these areas in the over 60's. Spelthorne still ranks as less income deprived than the national average.

¹ Super output areas have been defined by the Office for National Statistics to improve the reporting of statistics for small areas. Three layers have been devised, the smallest of which relates to an average population size of 1500. Super output areas were used when the Indices of Multiple Deprivation were produced in 2004, showing levels of different types of deprivation in very local areas. Maps showing deprivation in Spelthorne are available from Spelthorne Borough Council's website (www.Spelthorne.gov.uk).

Figure 4: % of the working age population who are in employment



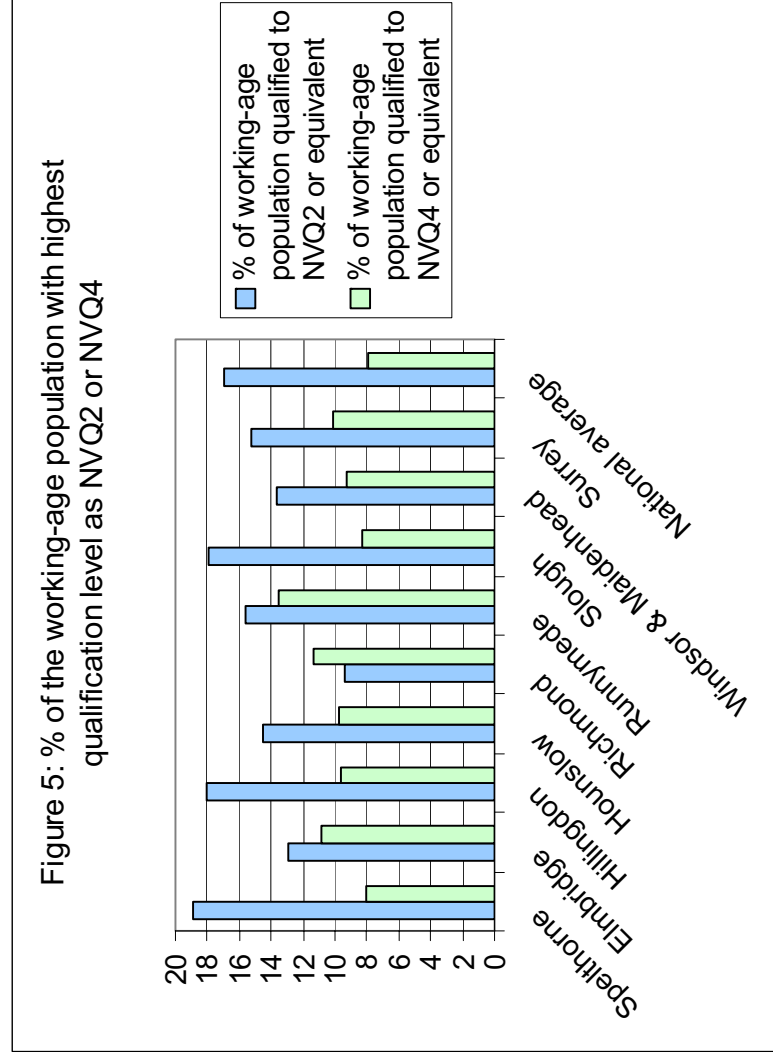
Education

Quality of life indicator	Spelthorne	Elmbridge	Hillingdon	Hounslow	Richmond	Runnymede	Slough	Windsor & Maidenhead	Surrey	National average
% of half days missed due to total absence in local authority primary schools (2003-04)	5.35 (Surrey-wide)	5.35 (Surrey-wide)	6.7	6.42	5.1	5.35 (Surrey-wide)	6.8	4.8	5.35	5.87
% of half days missed due to total absence in local authority secondary schools (2003-04)	7.75 (Surrey-wide)	7.75 (Surrey-wide)	8.8	7.76	8.7	7.75 (Surrey-wide)	7.4	7.2	7.75	8.37
% of young people aged 16 to 24 year olds in full time education or employment (2003-04)	96.2	86.1	88.2	82	83.8	93.7	79.5	88.8	No data available	84.82
% of working-age population qualified to NVQ2 or equivalent (2001) ²	18.9	12.9	18.0	14.5	9.4	15.6	17.9	13.7	15.2	17.01

² The individual's highest qualification is five GCSEs at grade A*-C (or equivalent).

% of working-age population qualified to NVQ4 or equivalent (2001) ³	8.0	10.8	9.6	9.8	11.4	13.5	8.3	9.3	10.1	7.94
% of 15 year old pupils in local authority schools achieving five or more GCSEs at Grade A*-C or equivalent (2003-04)	59.4 (Surrey-wide)	59.4 (Surrey-wide)	47	52	57	59.4 (Surrey-wide)	53.3	59.7	59.4	50.17

GCSE results in Surrey are better than the national average and Surrey pupils miss fewer half days of school (however, local information suggests that GCSE performance in Spelthorne is worse than the Surrey average). The percentage of young people in education and employment is highest for Spelthorne than any of the comparison areas. Figure 5 (below) shows that Spelthorne residents are least likely than any of the comparison boroughs to be educated to degree level, although the rate is similar to the national average. More Spelthorne residents have NVQ2 as their highest qualification level than any of the comparison areas.



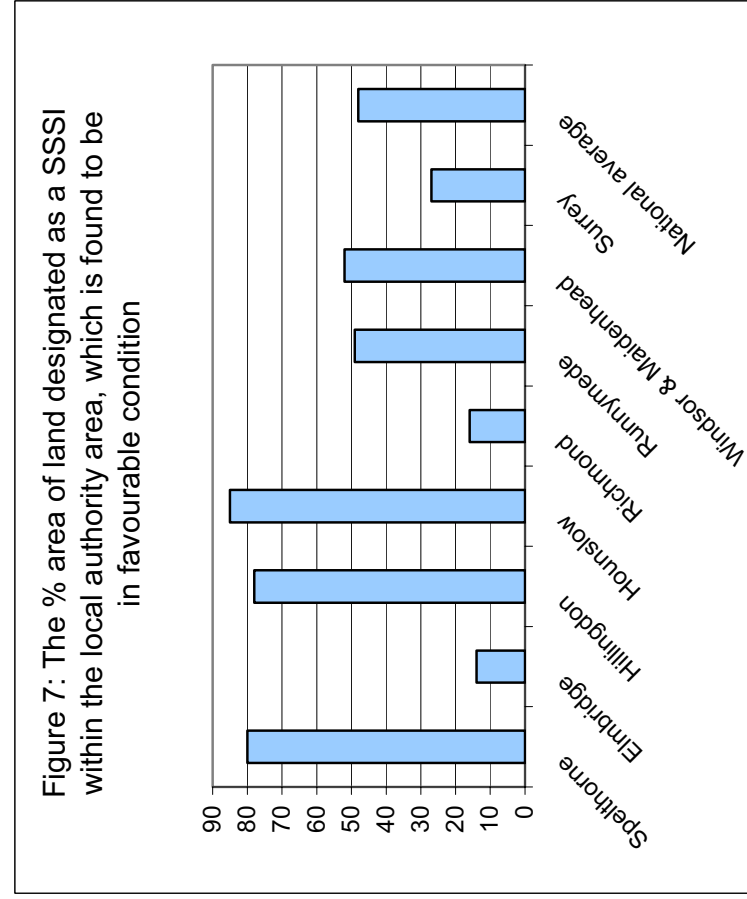
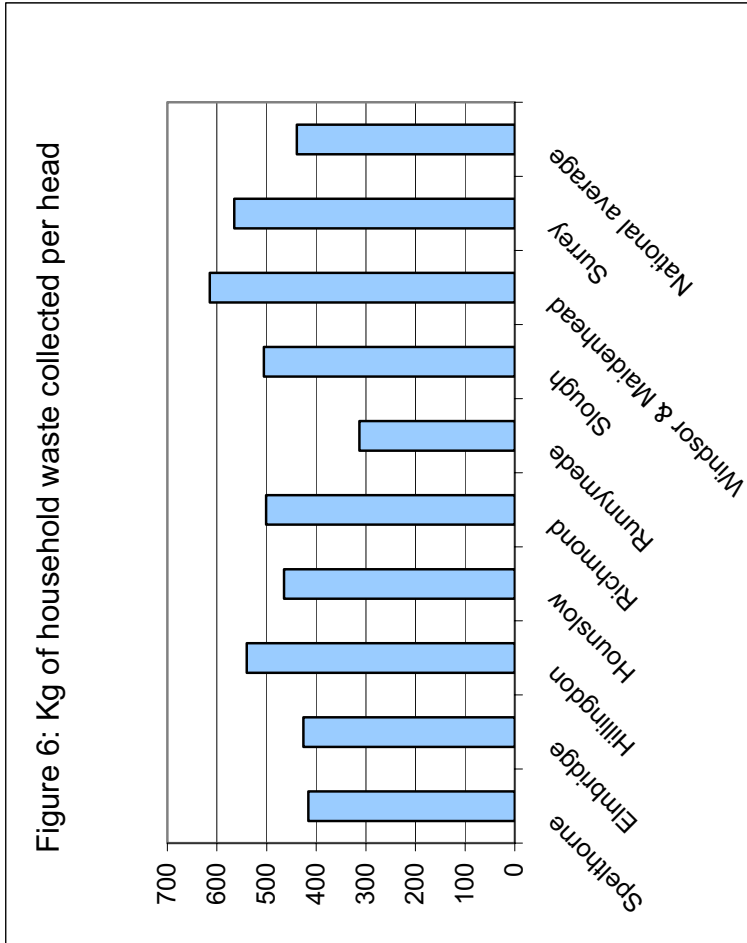
³ The individual's highest qualification is a first degree (or equivalent).

Environment

Quality of life indicator	Spelthorne	Elmbridge	Hillingdon	Hounslow	Richmond	Runnymede	Slough	Windsor & Maidenhead	Surrey	National average
Proportion of developed land that is derelict (2004)	0	18.4	5.1	0.4	1	0	0	11.7	No data available	22.35
% of land and highways assessed as having combined deposits of litter and detritus. (2003-04)	19	12	39	42	15	55	14	14	No data available	21.28
Average annual domestic consumption of gas in kWh (2003)	21325	24489	21114	19893	21109	22362	20070	23265	No data available	20126.3
Average annual domestic consumption of electricity in kWh (2003)	4733	5595	4595	4329	4603	5303	4345	5275	No data available	4734.19
Daily domestic water use (per capita consumption, litres) (2004)	168	168	192	161	161	168	165	175	No data available	154.14
% of river length assessed as good biological quality (2003)	84.64	94.04	38.46	32.6	34.45	61.84	74.28	82.83	No data available	53.61
% of river length assessed as good chemical quality (2003)	60.25	84.58	46.02	49.41	66.01	18.83	34.86	61.38	No data available	51.32
Kg of household waste collected per head (2003-04)	416	425.6	539.8	465	501	313.3	505.3	615	565.2	438.84
% of household waste recycled (2003-04)	14.12	15	13.89	14.2	17.64	14.72	11.09	17	14.5	13.17
% of household waste composted (2003-04)	0	0.3	9.96	1.5	4.4	0	4.18	6.34	5.7	3.94
% of household waste used to recover heat, power, and other energy sources. (2003-04)	0 (Surrey-wide)	0 (Surrey-wide)	No data available	N/A	0	0 (Surrey-wide)	0	0	0	10.8
The % area of land designated as a SSSI within the local authority area, which is found to be in favourable condition (2005)	80	14	78	85	16	49	No data available	52	27	48.09

Less household waste is collected per head in Spelthorne than any of the comparison areas with the exception of Runnymede (see Figure 6), while recycling rates were around the national average in 2003-04. Composting and use of household waste to recover

energy were not recorded in 2003-04 (although a composting scheme now operates in Spelthorne). The Borough's rivers have higher quality levels than the national average, there is no derelict land and the area has one of the highest percentages of sites of special scientific interest being in a favourable condition (see Figure 7). The level of litter in Spelthorne is around the national average, although there is wide variation between the comparison areas. Spelthorne households' use of gas and water are slightly higher than the national average but use of electricity is closer to the average.



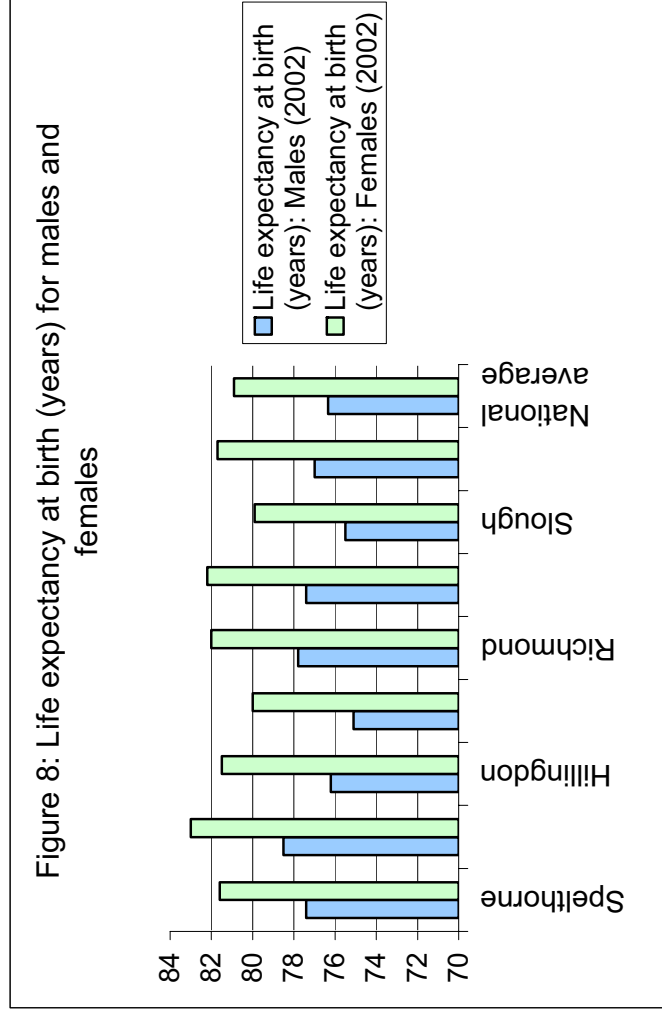
Health and social well-being

Quality of life indicator	Spelthorne	Elmbridge	Hillingdon	Hounslow	Richmond	Runnymede	Slough	Windsor & Maidenhead	Surrey	National average
Age-standardised mortality rates for all cancers by local authority, males all ages (1991-97)	241.42	225.52	249.15	248.46	237.6	234.79	262.21	221.45	No data available	253.03
Age-standardised mortality rates for all cancers by local authority, females all ages (1991-97)	173.41	166.01	174.91	178.04	169.38	167.11	180.95	168.78	No data available	171.78

Age-standardised mortality rates for ischaemic heart disease by local authority, males all ages (1991-97)	201.39	194.83	235.9	247.31	211.87	198.19	288.05	225.44	No data available	257.34
Age-standardised mortality rates for ischaemic heart disease by local authority, females all ages (1991-97)	102.86	86.44	108.34	107.36	95.11	96.4	138.72	115.79	No data available	121.02
Age-standardised mortality rates for stroke by local authority, males all ages (1991-97)	60.34	63.75	67.04	62.37	64.31	63.71	80.24	70.29	No data available	78.62
Age-standardised mortality rates for stroke by local authority, females all ages (1991-97)	61.3	58.84	62.26	60.61	52.48	61.63	63.74	71.62	No data available	70.53
Age-standardised mortality rates for respiratory diseases by local authority, males all ages (1991-97)	110.97	102.59	121.67	136.25	137.5	126.44	197.12	146.9	No data available	136.23
Age-standardised mortality rates for respiratory diseases by local authority, females all ages (1991-97)	71.53	79.3	89.03	88.49	75.38	86.97	122.82	105.45	No data available	85.19
Infant mortality rate: deaths up to 1 year per 1,000 live births (2003)	1.9	2	3	5.1	3.1	1.1	5	3.6	2.4	4.88
Life expectancy at birth (years): Males (2002)	77.4	78.5	76.2	75.1	77.8	77.4	75.5	77	No data available	76.34
Life expectancy at birth (years): Females (2002)	81.6	83	81.5	80	82	82.2	79.9	81.7	No data available	80.9
% of households with one or more person with a limiting long term illness (2001)	27.2	23.9	30	30.2	23	26.2	30.3	24.5	25.9	32.98
Teenage conception rates: number of conceptions to under-18 year olds in a calendar year per thousand females aged 15 to 17 (2003)	26.1 (Surrey-wide)	26.1 (Surrey-wide)	48.4	45.8	22.4	26.1 (Surrey-wide)	36.2	21.1	26.1	44.81

Life expectancy is higher in Spelthorne than the national average, although Elmbridge has the highest out of the comparison areas (see Figure 8). Infant mortality rates are much lower in Spelthorne than the national average. The age-standardised mortality rates⁴ are lower in Spelthorne than the rest of the country with the exception of cancer in females. The percentage of people with a limiting long term illness is slightly lower in Spelthorne than the average. The table shows that teenage pregnancy rates are lower in Surrey than other areas although local information suggests that Spelthorne has one of the higher rates in Surrey.

NB Some of the above health information is relatively old. North Surrey PCT has therefore produced some supplementary information, which is more up to date – please see Appendix A.



Housing

Quality of life indicator	Spelthorne	Elmbridge	Hillingdon	Hounslow	Richmond	Runnymede	Slough	Windsor & Maidenhead	Surrey	National average
Total number of new housing completions (2003-04)	479	509	447	1047	380	205	336	316	3339	584.42
Affordable dwellings completed as a % of all new housing completion	19.62	31.04	56.38	23.97	41.05	56.59	44.05	19.94	No data available	33.6

⁴ Age-standardised mortality rates allow comparison between the number of observed and expected deaths. Rates are per 100,000 population.

Appendix A – Supplementary health information

Infant mortality rate in Spelthorne and neighbouring boroughs. 2002-04 (Pooled)

Area	Number	Rate per 1,000 live births(*)	Infant Mortality		
			95% Confidential Interval Rate	Lower Limit	Upper Limit
England and Wales	9652	5.2	5.1	5.3	
Hillingdon	36	3.6	2.6	4.9	
Hounslow	41	4.0	3.0	5.5	
Richmond upon Thames	24	3.2	2.1	4.7	
Slough	28	4.8	3.3	6.9	
Windsor and Maidenhead	22	4.5	3.0	6.8	
Elmbridge	14	3.1	1.8	5.2	
Runnymede	10	4.0	2.2	7.4	
Spelthorne	12	3.9	2.2	6.9	

(*) Number of deaths in infants (age: <1 year) per 1,000 live births

Source: NHS HSCIC, Compendium. Based on 04_V1 of ONS

Numbers and rates of under 18 conceptions in Spelthorne and neighbouring boroughs. 2001-03 pooled.

Area of usual residence	Number of conceptions	Rate per 1000 women aged 15-17 (*)
England and Wales	125,103	42.6
Hillingdon	624	46.2
Hounslow	504	42.7
Kingston upon Thames	216	29.1
Richmond upon Thames	170	23.6
Elmbridge	165	26.3
Runnymede	116	32.5
Spelthorne	150	35.5

(*) Rates are per 1,000 female population aged 15-17.

Source: ONS

Life expectancy at birth in Spelthorne and neighbouring boroughs by gender. 2002-2004

Area	Males	Females
England and Wales	76.45	80.83
Hillingdon	76.7	81.4
Hounslow	75.7	79.9
Richmond upon Thames	78.8	82.4
Slough	76.2	80.5
Windsor and Maidenhead	78.0	82.2
Elmbridge	79.1	83.3
Runnymede	78.2	82.4
Spelthorne	78.5	81.8

Source: NHS HSCIC, Compendium.

Mortality from all cancers in Spelthorne and neighbouring boroughs: number and standardised mortality ratio (1) and 95% confidence interval (2) by gender. 2002-2004 pooled.

Area	Males				Females			
	Number	Standardised mortality ratio	95% confidence limits		Number	Standardised mortality ratio	95% confidence limits	
			Lower	Upper			Lower	Upper
England and Wales	212144	100	100	101	194833	100	100	101
Hillingdon	813	96	90	103	797	101	94	108
Hounslow	646	102	95	110	558	98	90	107
Richmond upon Thames	557	91	84	99	544	93	86	102
Slough	340	92	83	103	309	99	88	111
Windsor and Maidenhead	462	88	80	96	423	88	80	96
Elmbridge	449	87	80	96	386	80	72	89
Runnymede	287	90	80	101	281	95	84	106
Spelthorne	337	87	78	97	331	97	87	108

(1) Standardised Mortality Ratio: The number of deaths in a local population expressed as a percentage of the expected number of deaths. The expected number of deaths is the number which would occur if the local area had the same age-sex-specific death rates as the standard population (usually England or E&W).

(2) Confidence Interval: A numerical range within which the true value of a measurement or calculated value lies. 95 % Confidence interval means that there is 95 % probability that the true value of a measurement or calculated value lies within the specified range.

Source: NHS HSCIC, Compendium.

Mortality from stroke in Spelthorne and neighbouring boroughs: number and standardised mortality ratio (1) and 95% confidence interval (2) by gender. 2002-2004 pooled

Area	Males				Females			
	Number	Standardised mortality ratio	95% confidence limits		Number	Standardised mortality ratio	95% confidence limits	
			Lower	Upper			Lower	Upper
England and Wales	64627	100	99	101	105080	100	100	101
Hillingdon LB	214	83	72	95	359	85	77	94
Hounslow LB	199	106	92	122	269	95	84	107
Richmond upon Thames LB	170	86	74	100	255	78	69	88
Slough UA	103	93	76	112	154	100	84	117
Windsor and Maidenhead UA	143	91	76	107	275	107	95	121
Elmbridge CD	129	79	66	93	252	90	79	102
Runnymede CD	98	99	80	120	129	76	63	90
Spelthorne CD	100	86	70	104	164	93	79	108

(1) Standardised Mortality Ratio: The number of deaths in a local population expressed as a percentage of the expected number of deaths. The expected number of deaths is the number which would occur if the local area had the same age-sex-specific death rates as the standard population (usually England or E&W).

(2) Confidence Interval: A numerical range within which the true value of a measurement or calculated value lies. 95 % Confidence interval means that there is 95 % probability that the true value of a measurement or calculated value lies within the specified range.

Source: NHS HSCIC, Compendium

Appendix E – Round table discussions 1 – what still needs to be addressed?

Safer Spelthorne

Priority issues identified by the groups:

- Celebrate success
- Acknowledge failure
- Street scene issues
 - Litter
 - Graffiti
- Young people – perception?
- Young people as victims
- Needs views of young people
- Bringing generations together
- Communication – what's available
- Young People
 - Still cause fear of crime
 - But also most likely to be victim / out and about
 - A lot of good work already done e.g. Youth Shelters, 2 Youth Cafes
- Building on stronger community
 - Generations – bringing people together
 - Diversity
- Greater safety in and around rail stations
- NHW
 - Extension?
 - Better promotion
 - Co-ordinator
 - Improved communication
- Targeting vulnerable people
- Impact on the targets of different organisations have
 - Impact this has on how resources are allocated
- Street scene issues
 - Litter
 - Generating pride in neighbourhood
 - Improve clean off of graffiti and repair damage to street furniture
 - Easier access for residents to contact numbers for responsible agencies
 - Working with housing associations on support people
 - Sanctuary schemes
 - Incentives
 - Social aspect
- Voluntary sector – targeting
- Offender programs
- More help needed to help perpetrators
- (Emphasis e.g. re. Domestic violence has been on reporting)
- Building a safer community
 - NHW
 - Fear of crime
 - Domestic abuse
 - Greater use of monitored CCTV in the Borough
- Diversity aspect of Community Safety
- Impact of Licensing hours
 - Need to monitor
- Young people

- Perception of intimidation
- Most likely to be victim/out and about
- Target of different organisations - impact on resources
- Offender programmes
 - People to get help e.g. health/debt – emphasis on reporting
- Licensing Laws
 - Helping perpetrators not to repeat abuse

Other important issues identified by the groups:

- Brainstorm: solutions/projects:
 - Raising awareness of what is being done
 - Communication
 - What are current perceptions?
 - Baseline
 - Focus on what we can do locally
 - Forum to bring people together
 - Bringing generations together
 - Develop mutual understanding
 - Your Shout
 - Extend to older
 - Reps speak at meetings
 - = Stronger community
 - Rogue traders, distraction burglary,
 - Broaden role
 - Communication
 - Sharing Information
 - Build on success
 - Bigger part of community
 - Captive audience
 - Develop support
 - Current dependence on Police
 - Net curtain twitching
 - Perception
 - Social housing involvement
 - Stigma co-ordination
 - Maintain activity
 - Action Support Group
 - Sustainability
- What has been done?
 - Safety in and around Rail Stations
 - Some work already done – more work necessary
 - Damage to street furniture
 - Not repaired quickly enough
 - Not enough contacts for above
 - Publish numbers
 - Lack of Police response
 - At times of Youth disorder
 - Greater use of dispersal orders
 - More use of “Surrey Together”
 - Increased reporting of Crime/ASB
 - More responsibility on Licences
 - = Neighbourhood Watch

- Upside
 - Youth Cafes
 - Skate Park
 - Youth Engagement (Youth Council)
 - PCSO Deployment
 - Surrey Together Team
 - Crime rate falling
 - Downside
 - Neglect breeds neglect
 - “Responsibility amongst users/providers”
 - More accountability – who is responsible for what
 - Security upgrade e.g. CCTV
 - More welcoming environment
 - Community need to see results
 - Actions not words
- What has been done?
 - Partnership work on ASB
 - Development of NHW community involvement
- Youth Shelters
- 2 clubs/cafes in Staines

Idea boards:

- Licensing Law still in effect? Publicans licences being removed when serving customer who are already intoxicated
- Bring back a campaign to be seen at night especially pedestrians and cyclists
- Mobile coffee shop is a brilliant idea!
- Controlling contractors working within the Borough on Highways etc
- Need for lists of contact people for action when problems have been identified regarding safety in Spelthorne

Young People’s Spelthorne

Priority issues identified by the groups:

- Lack of communication regarding activities/things to do
 - Looked into possibility of promoting via schools and getting information across
 - Need to communicate more with YP and include them in decision making and getting the message out there
- Lack of communication
 - Via schools
 - From YP
- Prevention Agenda
 - Younger
 - Exclusion
- Facilities for sports
 - Local free activities in Parks
 - Mobilisation of volunteer to support activities
 - Opening up schools
- More free facilities in parks in all areas of the Borough (involve young people) (had through the School)
- Coffee Shop in all areas
- Activities

- Lack of opportunities in general but would like to focus on families, young people
 - Making activities affordable
- Activities
 - General – families, YP
 - Affordable
 - Places to go
- Promotion agenda e.g. domestic violence
- Resources
 - Staffing and venues
 - Staffing – volunteers, training, links to other projects
 - Venues – place to go, links with schools, church groups, community centres?
- Staffing Resources
 - Venues
 - Commitment to vol.
 - Training
 - Project links
- Finding of volunteers/support
 - Grey market
 - Youth market
- After school activities
- Affordable activities (low income families)
- Lack of information (ref. Activities)
- Family activities

Other important issues identified by the groups:

- Joint partnerships between – voluntary and private and public sectors
- Delivery rather than consultation
- Information and communication
- Positive news/events
- Hard to reach young people
 - Peer mentoring
- Bike track (motor)
- Use of resources – buildings
- Use of schools as source of info (Confederation)
- Lead by young people
 - Report to Executive
- Harder to reach
- Resources – staff, vol.

Idea boards:

- School Halls to be made available for Youth Groups for free
- Important to support families in Spelthorne and encourage parents to be role models to their children and not to be afraid to ask for help if needed
- Working with parents to empower them will effect how our children grow and develop as young people
- We need basketball courts in Parks
- More facilities for children – basketball courts, athletics, etc
- The youth population is reducing whilst the elderly is rising. The perception is that undue emphasis is on the former
- Mobile e-youth café – good idea
- More activities in Commercial Road Park are needed
- Football for non-league/non team players – both boys and girls

Getting Around Spelthorne

Priority issues identified by the group:

- Improve accessible buses and supporting information
- Continue highway improvements to bus stops to maximise benefits of accessible buses
- Strategic co-ordination of public transport, including concessionary fares
- Extension of existing programme, funded through LTP ++ as funding is made available
- Promote 'Golden Boot' challenge and SRS programme

Other important issues identified by the group:

- Golden boot – need to educate parents – successful
- What happened to community transport plan?
- Insufficient number of accessible buses and information on these services
- Need co-ordinate tpt approach for all users – young, elderly
- Lack of co-ordination of bus timetables. Also co-ordination with rail services
- Smaller bus companies do not have accessible buses
- Concessionary fares – held proper recording of users. Software needed on the bus to assess take-up
- Concessionary fares do not extend to Central London/rail operators
- Car parking – difficult to get into Staines especially December. Need variable message signs (programmed 06/07)
- Spelride – costs? £1¼m
- Proposed closure of Benwell Day Centre
- Has question of transport -> Shepperton etc been considered? Spelthorne Borough Council looking to transport people to other Centres.

Idea boards:

- Influence SCC to spread bus services across the Borough
- "Bulletin" talks of free bus travel for over 60's. There has been very little publicity about this
- I was asked to highlight plight of young parents re. their difficulties in accessing child friendly transport, i.e. help with pushchairs, babies, etc.
- To be inclusive need adequate transport for Disabled people
- Future of Spelride. Better/Cheaper transport for those with accessibility problems

Healthy Spelthorne

Priority issues identified by the groups:

- Families with young children:
 - Health of whole family not just the children
 - Links to health visitor input – Homestart, etc
- Communication and Networking
 - Co-ordination of info on services – health, social, voluntary orgs
 - Sharing of information from shared assessment
 - Agency networking (could be at risk from changes to services e.g. PCT, Surrey CC and LSP)
 - Agency joint planning
 - Ensuring user input to planning
 - ? risk to jointly funded schemes
 - More better communication of what day centres can offer
- Health and Independence of Older People

- Aim - to keep people at home
 - to enable all people to participate in life/activities
- Risk – cuts to Day Centres, ? cuts to Spelride
- Risk of reduced ‘inclusion’ for older people
- Alcohol misuse – issues regarding YP and link teenage pregnancy and older people plus sexually transmitted disease
- Promote positive mental health
 - redefine mental health
 - Healthy workplace
 - Healthy homes
- Services – accessibility/information/appropriateness
- All schools to get involved with healthy school programme
- Older people should have social stimulation outside their own home e.g. activities
 - Concern re. Transport and requirement for Carers in Centres (Day Centres) e.g. Stroke Victims/higher need
 - Concern re. Carer Support for all ages especially children
- More work with mental health issues for all (currently missing) especially for vulnerable communities e.g. prisoners, sex workers

Other important issues identified by the groups:

- Alcohol misuse
- Families with young children
 - Health for very young children – diet/obesity
 - Links to H.V./Homestart
- Housing needs
 - Extra care housing – affordable
 - Further development of telecare
 - Heating – fuel poverty
 - Housing Association different (earlier) response times for maintenance for vulnerable people
- Awareness training – stroke/etc, disability training
- Enabling people to remain at home longer
- Still fear of going into residential care
- Mental Health – Promoting Positive Mental Health
- Aim to keep people at home (Indep. Of older people)
 - Risk – closure of Day Centres
 - (?) Cuts to Spelride
 - Impacts on ability for all inclusion portion pack
 - Clarity on what Centres offer (+ services) – A-Z
- Healthy walks – weekends and evenings
- Prices and times – accessibility issues
- HMP – community work
- Housing
- Communication/co-ordination of info on services – health/social/vol/ sharing of info from shared assessment
- Agency networking – across housing and all other areas/ joint agency planning
- Service – could be at risk from move to less local user input
 - PCT
 - Surrey CC
 - LSP
- Joint funding to achieve agreed aims
- Nutrition/Education – link with gardening, growing fresh veg
- GP’s – healthy lifestyle change

- Sexual transmitted disease in older people

Idea boards:

- Promote healthy schools programme to all Spelthorne schools
- Not to close Day Centres
- Young families need support from various agencies – networking cannot be underestimated!
- To make Spelthorne safe and healthy community we need to support and educate parents with young children

Thriving Spelthorne

Priority issues identified by the group:

- Improve local business partnerships
 - Strengthening link between Surrey business link and partners. More concentration on local businesses. Flooding importance – particularly planning
- Improve recycling opportunities
 - Recycling – business, plastic and cardboard – clarity
- Re-establish a balance of activity/opportunity across the Spelthorne towns and villages
 - Staines – less priority – more on other towns
 - Housing balance – extra care housing
 - Streetscene – flyposting – remove clutter

Idea boards:

- We must seek to avoid a move among residents to all types and ages. That could give the impression of a dependency culture
- Establishment of Spelthorne Multi-Faith forum to facilitate inclusiveness (Stan Conway – IAG and Staines Synagogue) – (IAG) – Attached to Surrey Police
- I can recycle plastic bottles at Sainsbury's courtesy of Runnymede why can't I recycle them in Spelthorne?
- Promote these ideas into happening. Use a 'can do' attitude
- Development of allotment strategy – are health involved as partners?

Learning Spelthorne

Priority issues identified by the group:

- Access to Taster Courses for adults with aim of 'getting adults linked into learning'
 - Promoting a positive approach to learning
 - Courses of a general nature – rather than accredited and academic
- To identify support and have an impact on identified 'pockets' of education/learning deprivation
 - Would include – where English is an additional language
 - Involvement requires individual and community empowerment There are potential funding trainers
- Performing Arts
 - that provision for all people involvement and use of Music, Drama and Dance be for reasons connected with leisure and lifestyle
 - social skills
 - personal development
 - therapeutic value – play therapy etc
 - safer surrey

Other important issues identified by the group:

- Learning Spelthorne
 - Performing Arts
 - Performance through performance
 - Action:
 - Borough Bulletin
 - Family Fun Days
 - Audit existing facilities
 - Community arts more widely advertised
 - Job spec Arts Officer
 - 600 vol. Agencies
 - Focus groups / Ydo
 - Disaffected?
- Access to taster sessions
 - Get adults back into learning *
 - Positive approach to learning
 - Barriers to funding
- Learning communities
 - Community empowerment *
 - Communication
 - M.E. (ESOL)
- Performing arts
 - Lack of provision
 - Therapeutic
 - Voice of the people
 - Quality of life indicators
- Vocational
 - (Spelthorne review)
- Lacking
 - Policy
 - Strategy
 - Focus
 - Structure
 - Levels
 - Cultural (General) – Leisure
 - Professional (Therapeutic)
 - Strategic

Idea boards:

- Links between and cross the LSP action groups – joint targets? e.g. safer routes to school links with reducing obesity. CDRP alcohol/substance ensure links with health and social care group
- Lifelong learning – no mention of older people
- Provision of employment/training for 16+ years rather than traditional College courses
- Introduce more Art based activities

Appendix F – Round table discussions 2 – what can be done to address the gaps?

Safer Spelthorne

Proposal 1

Name of project or idea	Beyond Neighbourhood Watch
Issue or need that it will address (from session 1)	
What exactly will happen?	Broadening the role of NHW to strengthen communities
Who will do it? - Who will lead? - What other organisations will be involved?	Existing NHW co-ordinators with Police Crime Reduction Advisor How? Make practical suggestions for future development of existing NHW schemes e.g. bins, post, graffiti, caring about neighbours, reporting streetlights, rogue traders, underage drinking Raising awareness of existing schemes and opportunities. Make use of NHW network to address range of Community Safety issues
When?	
Where?	
How will it be funded?	
Any other information about how it will work	

Proposal 2

Name of project or idea	Greater civic awareness in Spelthorne “Network” Rail
Issue or need that it will address (from session 1)	<ul style="list-style-type: none"> • Community pride and responsibility “neglect breeds neglect” • Responsibility amongst users/providers • Reduction of fear of crime • Increase in use of rail
What exactly will happen?	Network franchising <ul style="list-style-type: none"> • Identify who is responsible for what! Security measures • Are they able to deliver • Will they be accountable • Sanctions for failure • Identify partners • Funding (best use) • Community consultation (where best to spend money) • Community feedback forum (? Neighbourhood Panel, widen scope) Neighbourhood Watch • Use of local media • Community publications
Who will do it? - Who will lead? - What other organisations will be involved?	Responsible Agency(s) rail user groups Should emerge To be identified as necessary Stakeholders Groups incl. business users and residents
When?	Where problem apparent

Where?	As directed
How will it be funded?	Partnership Business/Borough/County
Any other information about how it will work	

Proposal 3

Name of project or idea	Large bus Mobile coffee shop Café Provide meeting place which can be moved to different locations throughout the Borough/computers
Issue or need that it will address (from session 1)	Meeting place (available more often) Take facility to them Focus not on Staines Problems of transport Cost of transport Open up access for others
What exactly will happen?	Information point Mobile bus placed in different locations High profile locations 13-17 own level Evenings Specific times Open access
Who will do it? - Who will lead? - What other organisations will be involved?	Partners/Funding SCC Youth Development CDRP Sponsors (coffee companies) high profile advertising EU Volunteers
When?	Evenings Or specific times e.g. 4.30pm
Where?	Across Borough High profile locations across Council – High Street locations
How will it be funded?	Need business plan
Any other information about how it will work	Difficult to evaluate? Need help of Police

Proposal 4

Name of project or idea	
Issue or need that it will address (from session 1)	
What exactly will happen?	Mobile Café/Coffee Shops e.g. in Tandridge 1. Meeting place (more often) 2. Take facilities to them 3. Cost of getting to facilities 4. Focus on other areas

	Access others (not just in Staines)
Who will do it? - Who will lead? - What other organisations will be involved?	County Youth Development CDRP Sponsors – private help – coffee companies Volunteers (Trained) EU (U16)? New Partners emerging
When?	4.30pm – Evenings
Where?	
How will it be funded?	
Any other information about how it will work	Help of Police Publicity

Young People's Spelthorne

Proposal 1

Name of project or idea	Promotion of activities
Issue or need that it will address (from session 1)	Lack of communication regarding activities
What exactly will happen?	<ul style="list-style-type: none"> • Communication of information via schools, bulletin – youth, youth clubs, community groups, connexions – personal advisors, local radio, other organisations, magazines/newsletters, website for young people • Fixed formalised protocol with regular updates
Who will do it? - Who will lead? - What other organisations will be involved?	Feed into from all channels – youth council, businesses, organisations working with Young People, voluntary groups
When?	Ongoing – as and when projects arise
Where?	Spontaneous – possible use of web
How will it be funded?	Youth budget Organisers Businesses CDRP YPP
Any other information about how it will work	

Proposal 2

Name of project or idea	Family Residentials (YP) Under 11's
Issue or need that it will address (from session 1)	New activities for families
What exactly will happen?	Family Residentials or day's out <ul style="list-style-type: none"> ○ Sessions re. Parenting

	<ul style="list-style-type: none"> ○ Family enjoyment Socially inclusive
Who will do it? - Who will lead? - What other organisations will be involved?	Use of existing provides (YMCA, Hostels) Open to anyone/all families Preventative strategy
When?	Summer period – possibly 2006
Where?	Hostels University's Activity Centre
How will it be funded?	Funding – possible sponsorship from organisations <ul style="list-style-type: none"> - preventative funding - staff timing
Any other information about how it will work	Use of links with volunteers Ownership for YP

Proposal 3

Name of project or idea	Easy access for volunteers
Issue or need that it will address (from session 1)	Resources – staffing
What exactly will happen?	Central bank of volunteers Structured training programme
Who will do it? - Who will lead? - What other organisations will be involved?	VAIS Learndirect Focus on young professionals
When?	
Where?	
How will it be funded?	Organisational sponsorship
Any other information about how it will work	Easier to get involved Resource premises Planning gain

Proposal 4

Name of project or idea	Kick about for Nowt
Issue or need that it will address (from session 1)	Under utilisation of facilities in park/open spaces In all parts of the Borough
What exactly will happen?	Dog free parks Introduce goal posts/basketball Similar base across the Borough Remove no ball games (audit of arcus) School playgrounds to be open River access
Who will do it? - Who will lead? - What other organisations will be involved?	Young people Schools Existing groups Churches

	Confederation of Schools U3A (voluntary warden) Neighbourhood Watch PTA Residents Association Neighbouring Boroughs
When?	Open all the time within general opening times
Where?	Sunbury – Cedars/Orchard Meadow Shepperton
How will it be funded?	Sport relief Lottery Schools/fundraising Grant linked to fundraising
Any other information about how it will work	Dog pooping control free

Proposal 5

Name of project or idea	Volunteer After Your Career
Issue or need that it will address (from session 1)	Supporting parents(all vulnerable) to support the children
What exactly will happen?	After School Clubs Mate involvement e.g. grey market “Create good role models”
Who will do it? - Who will lead? - What other organisations will be involved?	Confederation of Schools Grey Market Churches Early Years/Children Centres Pyramid Trust Youth Council
When?	After School Weekdays
Where?	Schools/Churches (near location)
How will it be funded?	Early Years Grants Extended Schools Church Funding from Youth pots
Any other information about how it will work	

Proposal 6

Name of project or idea	Bridging the Generation Gap
Issue or need that it will address (from session 1)	
What exactly will happen?	Bringing together young and older people to identify perceptions; common issues and how to take forward
Who will do it? - Who will lead?	Youth Council's, Older People's Forum; Day Centres; Schools – 'Get to hard to reach'

- What other organisations will be involved?	
When?	How – young offenders e.g. prolific offenders, map suitable groups through LSP, stimulate discussion using controversial subjects e.g. hoodies spell trouble, all older people are vulnerable
Where?	Bring together group of young and older people to consider way forward (action plan) Lead: young people's partnership, well facilitated. What is possible? Day Centres; cafés; IT
How will it be funded?	
Any other information about how it will work	

Getting Around Spelthorne

Proposal 1

Name of project or idea	Strategic Co-ordination of Public Transport including Concessionary Fares
Issue or need that it will address (from session 1)	Timetables <ul style="list-style-type: none"> Co-ordinate Surrey County Council, bus companies, TFL, other CC's, SW Trains Take up with Passenger Transport Group @ County Hall
What exactly will happen?	<ul style="list-style-type: none"> Find out people's transport needs: <p>Schools, businesses, hospitals, social, shops, young people, elderly, accessible, affordable, time of travel, out of hours, BP routes</p>
Who will do it? - Who will lead? - What other organisations will be involved?	Surrey County Council/Spelthorne Borough Council (working with RA's, voluntary sector), key businesses, PCT, BAA, Schools
When?	2006 – understand the information that is available and carry out gap analysis and report to Local Committee (LDF, Community Transport data)
Where?	
How will it be funded?	Research student? Joint funded by Surrey County Council/Spelthorne Borough Council? (Concessionary fares issue would follow on)
Any other information about how it will work	

Healthy Spelthorne

Proposal 1

Name of project or idea	Ensuring live life to full mental/physical/social well-being
-------------------------	--------------------------------------------------------------

Issue or need that it will address (from session 1)	
What exactly will happen?	Map existing resources/facilities/halls/venues/activities Provide wide range physical activities Provide mental health stimulation IT/finances/board games Trips out (Social) using accessible transport Extend 'good neighbours groups' Liaison with older people and young people e.g. schools Provide 'Arts' activities
Who will do it? - Who will lead? - What other organisations will be involved?	Health and Social Care Group + Older People's Forum should take lead in plan Multi agency and involve older people and carers Local business Voluntary Services C.A.B.
When?	Start now! <u>Draft Proposal</u> with map of existing resource (2 months)
Where?	Make use of existing facilities eg. In Sheltered Housing venues Church Halls School Halls (evening) Village Hall
How will it be funded?	Multi Agency. Existing resources and co-ordination. Any profit from sale of land.
Any other information about how it will work	

Proposal 2

Name of project or idea	Improved choices for the golden age
Issue or need that it will address (from session 1)	Ensuring that older people live life to the full – mentally/physically and socially and as part of society (social inclusion)
What exactly will happen?	Map existing resources/facilities/halls and venues Provide wider range of physical activities Provide mental stimulation i.e. IT/financial help/board games Trips out Extend 'good neighbour groups' social interaction Liaison and interaction between older people and young people e.g. in schools Provide arts activities ? animal befriending schemes Transport such as Spelride must be able to meet the demands
Who will do it? - Who will lead? - What other organisations will be involved?	LSP – Health and social care group. Should take lead along with older people forum including multi-agency groups and older people and voluntary sector
When?	Star now! Draft proposals approx 2 months
Where?	Make use existing facilities e.g. Sheltered housing Church Halls School Halls

	Village Halls Libraries
How will it be funded?	Multiagency – co-ordination and funding Use existing resources e.g. venues Profits from any sales of Day Centre land
Any other information about how it will work	

Proposal 3

Name of project or idea	Health and social care information fair(s)
Issue or need that it will address (from session 1)	Aim – to improve mutual understanding of each others services Customer – Increasing staff knowledge to improve service user access, reduce duplication (and save £), increase and improve joint working
What exactly will happen?	Regular (6 monthly) event – to bring together statutory and voluntary agencies Regular events in Spelthorne in different locations Stands (+ possibly ?? presentations) Across all 'conditions/ages etc etc' (not 'topic' focussed) Networking/building professional relationships Picking up leaflets Information sharing Knowledge sharing
Who will do it? - Who will lead? - What other organisations will be involved?	Lead: Partnership Planning Officers (Surrey CC) Others involved: Borough, VAIS, Health + other agencies to be involved (from A-Z) + appropriate businesses
When?	June or September 2006 + 6 monthly thereafter + networking by interest groups between fairs
Where?	Spelthorne, various locations Possible: Greeno Day Centre) Spelthorne Leisure Centre) Salvation Army) must be free of charge Sponsored Hotel)
How will it be funded?	Each organisation – commit to sending staff, pay for own materials Refreshments – by 4 lead organisations (or sponsorship) Venue free of charge? – maybe LSP sponsored venue e.g. Moat House Organising time – each organisation Sponsorship – Rotary Club/Lions
Any other information about how it will work	To build on existing directories of information (e.g. A-Z) Need to ensure web links between all statutory orgs (+ links to ind. Org. websites) Need commitment to keeping information up to date (leaflets + websites) ? Need to support networks developing and being sustained between fairs – subject based

Proposal 4

Name of project or idea	Information Spelthorne		
Issue or need that it will address (from session 1)	To ensure the community within Spelthorne are able to get the right information at the right time that is accessible.		
	Cuts across all Community Strategy themes		
What exactly will happen?	Link to Mobile library One stop shop, children's services, 5 children's centres Age concern information A-Z service directory Training re. local services Digital TV community channel? Link to related targets in Young People/Learning, Thriving Spelthorne		
Who will do it? - Who will lead? - What other organisations will be involved?	SPAN Children's services Age concern PCT A&CC CAB	Library services Youth services Police Benefits Housing Association Plus many other	Lead LSP
When?	Starting now		
Where?	Across Spelthorne		
How will it be funded?	Look at existing resources, skills and knowledge Build on what exists Improve links: Government grants re. Digital TV		
Any other information about how it will work			

Proposal 5

Name of project or idea	Reduce Alcohol Abuse		
Issue or need that it will address (from session 1)	Reduce Alcohol related behaviour, crime, disease Reduce unsafe sex behaviour Reduce violent crime Reduce Domestic violence Reduce falls Reduce isolation		
What exactly will happen?	Improving Education Drinking at home – raise awareness of risks Raise awareness of aging related to alcohol Link to obesity plan Awareness of those isolated at home		

	Performing arts – re. Alcohol Education plays Digital TV – (Soaps)
Who will do it? - Who will lead? - What other organisations will be involved?	Work with Youth Services – Health & Social Care Partnership Borough Councils PCT Police A&CC DAAT
When?	
Where?	
How will it be funded?	
Any other information about how it will work	

Thriving Spelthorne

Proposal 1

Name of project or idea	Improve recycling opportunities
Issue or need that it will address (from session 1)	Clearer information Recycling opportunities for businesses (timber) Wider recycling opportunities (plastics, cardboard)
What exactly will happen?	Investigate options Identify obstacles
Who will do it? - Who will lead? - What other organisations will be involved?	Spelthorne Borough Council with businesses
When?	By the end of 2006
Where?	Throughout the Borough
How will it be funded?	SBC
Any other information about how it will work	

Proposal 2

Name of project or idea	The Staines balance
Issue or need that it will address (from session 1)	Council emphasis on Staines Businesses encouraged more within Staines
What exactly will happen?	Don't emphasis Staines at the cost of other areas Reduce funding toward Staines business partnerships and promote other areas
Who will do it? - Who will lead? - What other organisations will be involved?	

When?	
Where?	
How will it be funded?	
Any other information about how it will work	

Proposal 3

Name of project or idea	Improve local business partnerships
Issue or need that it will address (from session 1)	Fragmented Forum to encourage dialogue between all services that benefit businesses
What exactly will happen?	Funding for small Chambers of Trade Wider Forum for the business communities More Shepperton/Ashford/Sunbury focus Change the way the Council actually takes to businesses
Who will do it? - Who will lead? - What other organisations will be involved?	Change the way the Council actually takes to businesses Link to Residents Association No Council involvement
When?	As soon as possible
Where?	Shepperton/Ashford and Sunbury
How will it be funded?	Spelthorne Borough Council
Any other information about how it will work	

Learning Spelthorne

Proposal 1

Name of project or idea	Writing and implementation of a policy for the promotion of the Arts (Drama, Dance, Music, Art)
Issue or need that it will address (from session 1)	Levels of interest and engagement among population irrespective of age, adults and interest
What exactly will happen?	<ul style="list-style-type: none"> • Promotion of Community Arts Association new shelter • Open Day/Week of Spelthorne's performing arts, Clubs/Society • Audit of professional (therapeutic) services i.e. play therapy • With a need to identify areas where service is not available • Research models of excellence in other parts of country • Appointment of an Arts Officer – possibly by changing the job role and specification of soon to be appointed Arts and Heritage Officer • To lead activity of a policy
Who will do it? - Who will lead? - What other organisations will be involved?	As above

When?	In the next 12 months
Where?	Spelthorne + Wider
How will it be funded?	Unsure, though probably through a more effective use of existing funds/grants 'Fund finders'
Any other information about how it will work	An Arts Policy would have for reading complications – could impinge on: <ul style="list-style-type: none"> • Improving attitude of adults to 'learning' • Raise cultural understanding – local and national • Social cohesion – team building and social skills • Therapeutic value – reduce disaffection • improve levels of motivation/achievement • Would 'fit in' well with the aims of Spelthorne Confederation of schools as it prepares to become an extended confederation • Would provide an alternative leisure activity to that currently provided by Sport

Proposal 2

Name of project or idea	Preparation and Implementation of an Arts Policy
Issue or need that it will address (from session 1)	Lack of Arts Provision in Spelthorne Own inclusive policy and programme – that meets the need of groups as age and interest
What exactly will happen?	Raise awareness of existing opportunities – student provision Raise performance through performances and levels – policy/strategy, professional therapeutic, strategic
Who will do it? - Who will lead? - What other organisations will be involved?	Spelthorne Borough Council Officers Redefine role To co-ordinate existing interest groups Confederation – extended schools Youth service Involvement of social service – vulnerable people – resources
When?	LSP raising awareness – policy writing
Where?	Spelthorne
How will it be funded?	Effective use of existing resources/grants Fundfinders
Any other information about how it will work	

Appendix G – Evaluation form comments

The Assembly worked well because ...

- There were plenty of ideas flowing from the workgroups
- It provided a network with others involved in Spelthorne
- Networking and participation
- Good round table discussions and plans to take forward actions and wider coordination of the LSP Strategy Action Plan
- Clear speakers, clear visual aids, good groups
- Allowed networking of agencies which rarely have the opportunity to meet
- Amalgamation of agencies to provide plans allows for a broader input and a more joined up and effective way to work.
- It was well organized with good facilitators
- It gave participants ample opportunity to discuss and share ideas and listen to each other. It's good to have time.
- Everyone contributed
- Excellent facilitator
- Opportunity to focus on issues and propose ideas.
- Discussion groups
- Summary of LSP development during 2005
- Mixture of participants
- Variety of people
- It was well structured
- Individual willingness to get involved
- Fantastic for networking and brainstorming with everyone in one place
- Networking
- Exchange of ideas
- Good networking opportunities and sharing of ideas
- So many different views
- The facilitators were a great help
- Good organisation
- Smaller number was better
- Discussion was well facilitated
- Our group was a good mix
- The range of people / interests
- Good discussion

The Assembly needs to improve because ...

- It is about right
- Heating was variable
- Would have liked to have seen more agencies for their input – but I understand this could be improved in the future as those who did attend network and spread the word
- Ran out of time in discussions
- Feedback from groups is mixed. Some very to the point others not
- Perhaps shorter proforma to complete
- More people needed
- Venue not fantastic although facilities good

- Unless we work together we will not achieve desired output
- There needs to be younger people when it comes to youth
- Not everyone has web access
- Narrow interests need to be broken down to make a cohesive whole

My other thoughts are...

- Bring the feedback together at the end
- Nice to have boards to post comments on that are not directly related to the subject area one is in.
- Well organized – perhaps turn the heating up!!
- Some agencies are missing from the meeting, eg district nursing services
- Thank you to Joy Willshire for her organisation
- Good for networking. Hope suggestions are taken forward to results in the future
- Very productive! Lots of ideas
- Good exercise in 'networking' – How to continue this?
- Keeping aware of any end product
- Repeat as same formula
- Lunch was excellent but have table away from the wall to allow more people at the same time
- Lets hope that some of these things actually happen
- Excellent networking opportunities
- More communication required and feedback to the general public
- Hope the issues raised today are successfully actioned
- Opportunity for partnership working and development
- Very well done
- See you next year
- Very good networking opportunities
- Very tasty food
- The day was worthwhile – I will attend next year
- Food fantastic
- A very ambitious event
- A very good day