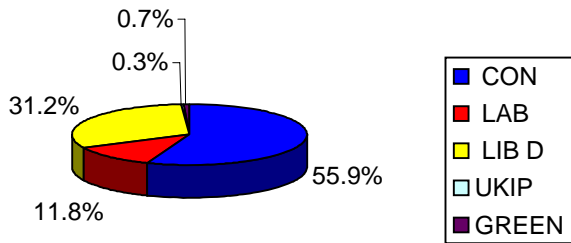


SPELTHORNE BOROUGH COUNCIL LOCAL ELECTION - 3 MAY 2007

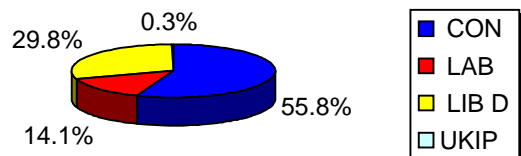
PER CENT OF VOTES CAST BY PARTY

	2007					2003			
	CON	LAB	LIB D	UKIP	GREEN	CON	LAB	LIB D	UKIP
Ashford Common	68.6%	6.7%	24.5%			70.7%	9.0%	20.3%	
Ashford East	68.0%	5.8%	17.0%		9.1%	72.4%	8.7%	18.7%	
Ashford N & Stanwell S	57.7%	27.2%	14.9%			63.0%	36.7%	0.0%	
Ashford Town	68.8%	14.5%	16.6%			68.0%	11.1%	20.8%	
Halliford & Sunbury W	43.5%	3.4%	48.1%	4.9%		61.8%	5.9%	32.2%	
Laleham & Shepperton Gn	66.3%	6.3%	27.2%			67.6%	8.3%	24.0%	
Riverside & Laleham	72.6%	8.6%	18.7%			69.3%	6.9%	23.8%	
Shepperton Town	67.8%	3.0%	29.0%			52.9%	2.2%	44.8%	
Staines	52.3%	15.8%	31.6%			57.5%	9.0%	33.2%	
Staines South	52.5%	32.3%	15.0%			45.4%	36.7%	14.0%	3.9%
Stanwell North	49.0%	37.9%	13.0%			50.4%	37.7%	11.9%	
Sunbury Common	32.7%	5.1%	63.6%			31.2%	5.4%	63.3%	
Sunbury East	30.9%	1.9%	67.2%			57.4%	4.1%	38.3%	
VOTES	36379	7675	20313	209	456	27366	6895	14605	146
PER CENT	56.3	11.9	31.5	0.3	0.7	56.0	14.1	29.9	0.3
SWING	0.3	-2.2	1.6	0.0					
SEATS	31	0	8	0	0	35	0	4	0

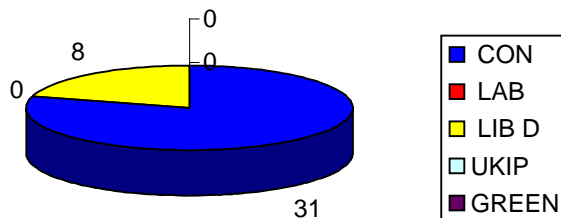
PERCENT SHARE OF VOTE BY PARTY - 2007



PERCENT SHARE OF VOTE BY PARTY - 2003



**POLITICAL COMPOSITION
Seats held by each party - 2007**



**POLITICAL COMPOSITION
Seats held by each party - 2003**

