

Summary of Responses

1

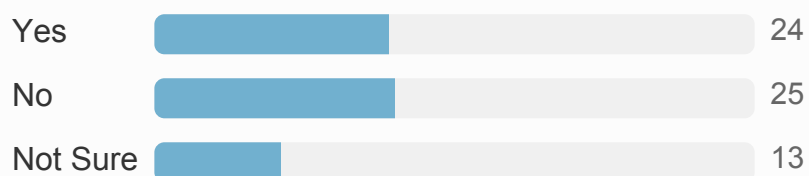
What is your full postcode?

e.g TW18 1XB

This question has been answered 62 times.

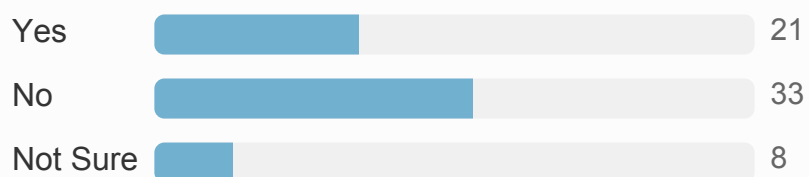
2

Would you support the development of the Oast House / Kingston Road car park site for new affordable homes?



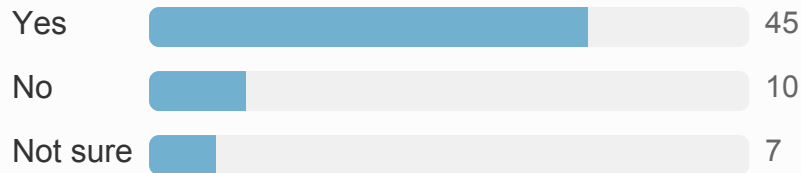
3

The proposal is to build 182 one bedroom and two bedroom homes. Do you feel this is an appropriate mix of homes?



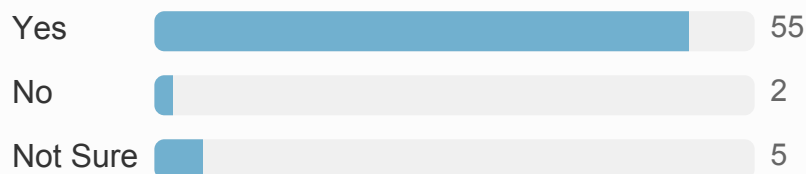
4

Do you support the provision of a new NHS community health and wellbeing centre on site?:



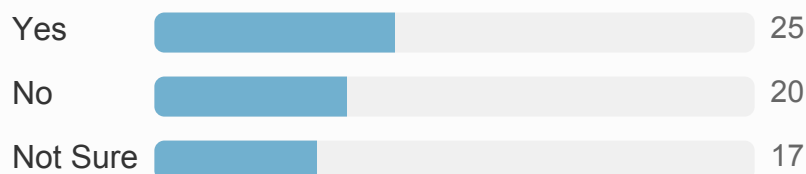
5

Do you support the refurbishment of the Oast House for community / cultural use?



6


The plan is to provide disabled parking on site. Parking for residents and workers at the community health and wellbeing centre would be provided at a new purpose-built car park at the Elmsleigh Centre surface car park on South Street. Do you think this ok?



7

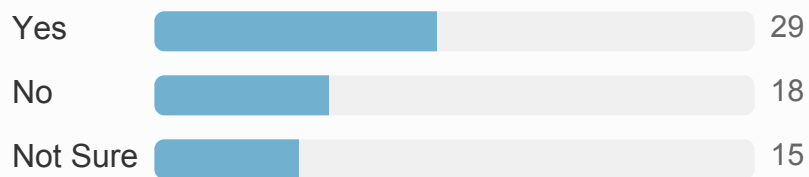
The proposals is for a building height of up to (ground +) 12 storeys.

Do you think this is acceptable?



8

The Council is required by the Government to build residential homes within the Borough. Do you support the Council's plans to build affordable homes in Spelthorne to meet local demand?



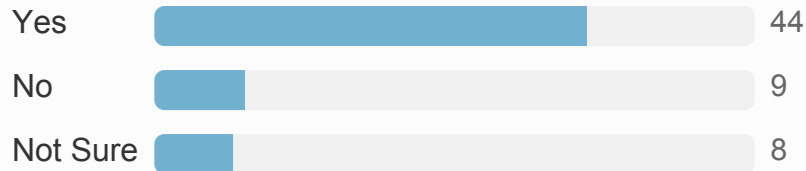
9

Notwithstanding the proximity of train and bus stations, the proposals encourage sustainable travel by providing secure cycle storage. Do you support this approach?



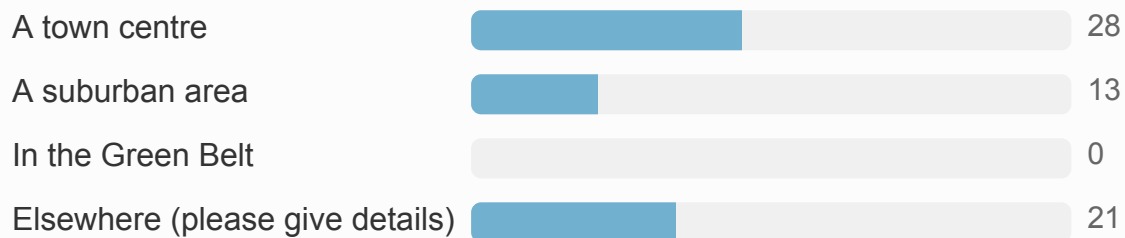
10

The Council is setting challenging objectives for sustainable design to ensure that 'green' targets are met and exceeded where possible. Do you support this approach for homes built by Spelthorne Borough Council?



11

Would you prefer to see this Council development scheme provided in...



12

If you would like to share any further comments, please do so here.

This question has been answered 41 times.