

# Summary of Responses

1

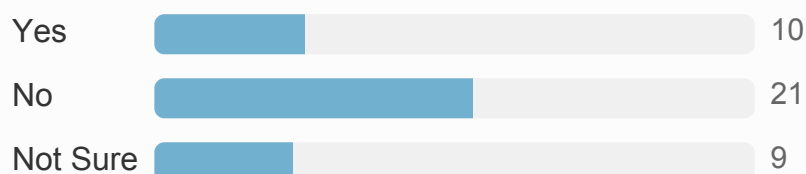
What is your full postcode?

e.g. TW18 1XB

This question has been answered 40 times.

2

Would you support the development of vacant land at Benwell House for new affordable homes for local people?




3

As part of the revised development, it is proposed to replace circa 20 older trees, which have Tree Preservation Orders with a total of 48 mature trees. A number of these mature specimens will be up to 8m in height. These new trees would be selected to contribute more greatly to the decarbonisation of the local environment than those that already exist.


Would you support the replacement of existing trees with a larger number of mature trees to support the longevity of trees across the site?




Not Sure  4

4

The revised proposal is for the Council to build 35 homes rather than 39 homes. Do you think that this lower figure is more acceptable to the site?


Yes  8

No  29


Not Sure  3

5

The revised proposals reduce the height of the previous building by over 2m and pull the building back from the eastern (Meadows End) and southern boundaries by 1.2m and 1.5m respectively. Is this more acceptable to the site?


Yes  7

No  29


Not Sure  4

6

The development will no longer have any 3 bedroom homes, but will be a mix of 1 and 2 bedrooms only. Do you think that this is more acceptable for the site?

Yes  11

No  22


Not Sure  7

7

The development will have 35 car parking spaces to support 35 homes. Do you think this is:

Acceptable  14


Too little  21


Too much  5

8

The Council is setting challenging objectives for sustainable design to ensure that 'green' targets are met and exceeded where possible. Do you support this approach for homes built by Spelthorne Borough Council?

Yes  28


No  6

Not Sure  6

9

The Council is required by the Government to build residential homes within the Borough. Do you support the Council's plans to build affordable homes in Spelthorne to meet local demand?


Yes  30

No  10

10


The proposals encourage sustainable travel by providing secure cycle storage for future residents. Do you support this approach?

Yes  26


No  14

11

It is proposed that the development will be ground + 4 storeys in height. Do you think this is appropriate for the surrounding area?

Yes  8

No  30


Not Sure  2

12

Would you prefer to see this Council development scheme provided in:

A town centre  17

A suburban area  5

In the Green Belt  1

Elsewhere (please give details)  16

# 13

If you would like to share any further comments, please do so here.

This question has been answered 22 times.

# 14

Two public exhibitions were held on Friday 8 July and Saturday 9 July, were you able to attend?

