



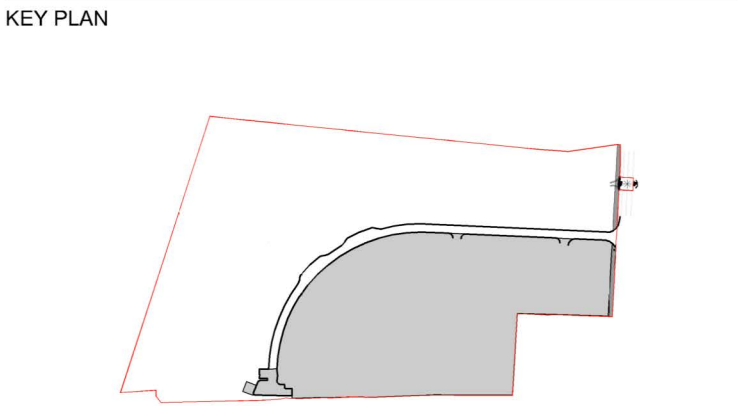
TITLE/DEMISE LINE TAKEN FROM ORIGINAL PLANS WITH ASSUMED BOUNDARY DEFINITIONS. EXISTING FENCE LINES ASSUMED AS BOUNDARIES WHERE ALIGNED

CLIENT
ANGLE PROPERTY (RLP SHEPPERTON) LLP

STRUCTURAL ENGINEER

SERVICES ENGINEER

CONSULTANT

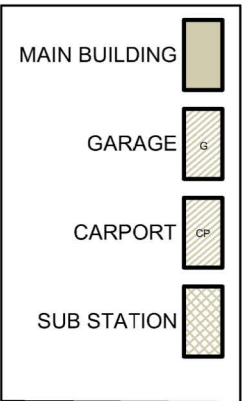


NOTES:

DO NOT SCALE. FIGURED DIMENSIONS ONLY TO BE TAKEN FROM THIS DRAWING. CHECK DIMENSIONS ON SITE AND REPORT DISCREPANCIES TO THE ARCHITECT.

THIS DRAWING IS PROTECTED BY COPYRIGHT.

ALL AREAS HAVE BEEN MEASURED FROM CURRENT DRAWINGS. THEY MAY VARY BECAUSE OF (EO) SURVEY, DESIGN DEVELOPMENT, CONSTRUCTION TOLERANCES, STATUTORY REQUIREMENTS OR RE-DEFINITION OF THE AREAS TO BE MEASURED.



NOTE:
All houses are proposed as 2-storeys, and all garages / car-ports are proposed as single storey structures.

P2	28.11.23	UPDATE TO DRAWING NOTES	MD	NH
P1	02.11.22	ISSUED FOR PLANNING	ST	NH
No.	Date	Comment	Drawn	Chk'd
Revisions		Issue Status		

FOR INFORMATION

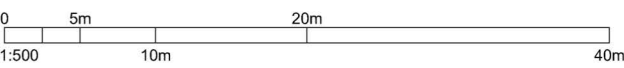
tp bennett
architecture
interiors
planning

One Amerasia Street London SE1 0NE UK +44 (0) 20 7308 2000 www.tpbenett.com

Project
**BUGLE NURSERY
SHEPPERTON - SURREY**

Drawing Title
**PROPOSED PARAMETER
SITING PLAN**

Drawn	Date	Scale @ A1	Alt. Ref.
LR	22.07.2021	1:500	
tp bennett Project No.	Drawing Number	Rev	
A12146	D 2005	P2	



All areas have been measured from current drawings. They may vary because of (eg) survey, design development, construction tolerances, statutory requirements or re-definition of the areas to be measured.

ALLOTMENTS

BRAMBLE CLOSE

11.3m